

# ARY cable suspended 3 lamps


MOVE IT PRO  
086-73200387F



Project / Type

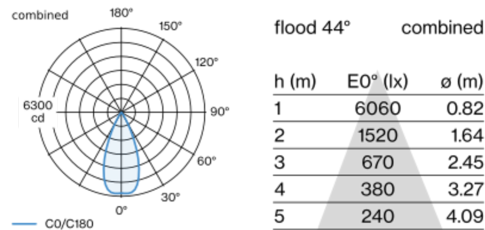
Notes

Count / Date

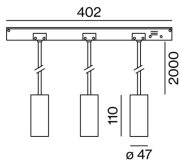


Decorative pendant light inset made of aluminium; 3 lamps; cylindrical spotlight heads; surface black powder coated; light inset, incl. high power adapter + converter can be installed flexibly and without tools; power supplied via MOVE IT PRO system track profile; pendant fitting with 2000mm suspension, incl. feed (black), can be individually shortened; shades available as accessory in RAL colours velvet beige, madeira brown, kingfisher grey, woodpecker olive, signal white or signal black; accessories are listed separately; passive cooling of the LEDs through improved heat sink geometry; with COB (Chip on Board) technology for maximum efficiency; no appearance of multiple shadows; light colour 3000 K; binning initial MacAdam  $\leq 3$  SDCM; CRI  $\geq 90$ ; min. 80% of luminous flux after 50000 operating hours; energy efficient LEDs with high CRI; good glare control through recessed light point level; incl. high quality lens system; precise radiation characteristic with 44° beam; degree of protection IP20; PC2; 220-240 V; DALI single control; flicker-free visual comfort through analogue current control (minimum value 1%); light source replaceable by an authorized professional; control gear replaceable by an authorized professional;

## Light distribution



## Product drawing



## General

Ceiling | Track Suspended

black | RAL 9005 <sup>1</sup>

Converter Traffic White

IP20

3270 lm

## LED

3000 K

CRI  $\geq 90$

L80 / 50000 h

initial MacAdam  $\leq 3$  SDCM

R<sub>g</sub>: 98 | R<sub>f</sub>: 91 | R<sub>f(15)</sub>: 89

MR 0.62 | MDER 0.56

## Optical

flood | beam angle 44°

PstLM  $\leq 1.0^2$  <sup>3 4 5 6</sup> | SVM  $\leq 0.4^2$  <sup>3 4 5 6</sup>

## Electrical

DALI-2 | 1 DALI Addr.

PC2 | 220-240 V

system 41 W

system 80 lm/W <sup>7</sup>

## Physical

cable 2000 mm

diameter 47 mm | height 110 mm

adapter 402 mm

<sup>1</sup> RAL code <sup>2</sup> combined <sup>3</sup> wallwasher lens BO 45 007-1965780  
<sup>4</sup> soft lens BO 45 007-1965980 <sup>5</sup> oval lens BO 45 007-1965880  
<sup>6</sup> Value of containing product at full load (undimmed)  
<sup>7</sup> incl. consideration of optical losses, internal control unit losses & operating device efficiency

## Installation instructions



## Lighting calculator

