

VARO 110 S


track
180-6530038M



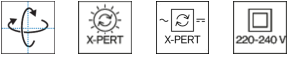
Project / Type _____

Notes _____

Count / Date _____



Track light made of die-cast aluminium; surface jet black powder coated; 355° rotatable and 90° tiltable; integrated converter in the plastic adapter; passive cooling of the LEDs through improved heat sink geometry; with COB (Chip on Board) technology for maximum efficiency; no appearance of multiple shadows; light colour 3000 K; binning initial MacAdam ≤ 3 SDCM; CRI ≥ 90 ; min. 85% of luminous flux after 50000 operating hours; energy efficient LEDs with high CRI; including high quality aluminium reflector with spherical reflector; high gloss anodised; neutral colour reflection through absolute freedom from interference colour; for brilliant object staging; precise radiation characteristic with 25° beam; installed and exchanged without tools; optical attachments available as accessories; optical attachments can be combined; accessories are listed separately; degree of protection IP20; PC2; 220-240 V; incl. DALI-2 converter; adapter for toolless insertion or movement on a variety of 3-phase power tracks; light source replaceable by an authorized professional; control gear replaceable by an authorized professional;



General

Ceiling | Track _____

tilt max 90° _____

rotation 355° _____

jet black | RAL 9005 _____

IP20 _____

3150 lm _____

LED

3000 K _____

CRI ≥ 90 _____

L85 / 50000 h _____

initial MacAdam ≤ 3 SDCM _____

R_g: 99 | R_f: 92 | R_{t(1-15)}: 93 _____

MR 0.61 | MDER 0.55 _____

Optical

medium | beam angle 25° _____

PstLM ≤ 1.0 ¹ | SVM ≤ 0.4 ¹ _____

Electrical

DALI-2 | 1 DALI Addr. _____

PC2 | 220-240 V _____

system 23.4 W _____

system 135 lm/W² _____

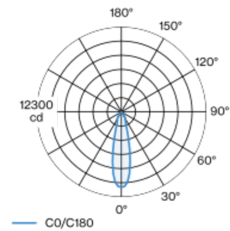
Physical

diameter 110 mm | height 110 mm _____

0.67 kg _____

¹ Value of containing product at full load (undimmed)
² incl. consideration of optical losses, internal control unit losses & operating device efficiency

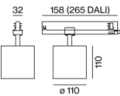
Light distribution



medium 25°

h (m)	EO° (lx)	ø (m)
1	10900	0.45
2	2700	0.90
3	1200	1.35
4	700	1.81
5	400	2.26

Product drawing



Installation instructions



Lighting calculator



VARO 110 S

track
180-6530038M



Project / Type

Notes

Count / Date

Maintenance Factors

Operating Time [h]	10 000	20 000	30 000	40 000	50 000
LLMF	0.975	0.944	0.913	0.883	0.854
LSF	1	1	1	1	1
MF	LMF × RSMF × LLMF × LSF		RSMF ^a	Room Surface Maintenance Factor	
MF	Maintenance Factor		LLMF	Lamp Lumens Maintenance Factor	
LMF ^a	Luminaire Maintenance Factor		LSF	Lamp Survival Factor	

^a According to "CIE 97, Maintenance of indoor electric lighting systems", 2005, ISBN 3-900-734-34-8. The values must be determined by the planner.

Circuit Breaker Types

Automatic Circuit Breaker Type	Number of Fixtures
B13	42
B16	53
B20	66
C13	71
C16	90
C20	110



VARO 110 S

track
180-6530038M



Project / Type

Notes

Count / Date

Optical accessories

HONEYCOMB LOUVER

Ø (MM)

106

ARTICLE NUMBER(S)

080-6501118




WIDE FLOOD LENS

Ø (MM)

106

ARTICLE NUMBER(S)

080-6502110W




OVAL LENS

Ø (MM)

106

ARTICLE NUMBER(S)

080-6502210



SNOOT short

Ø (MM)

97

ARTICLE NUMBER(S)

080-6503118



SNOOT medium

Ø (MM)

97

ARTICLE NUMBER(S)

080-6503218



SNOOT angle

Ø (MM)

97

ARTICLE NUMBER(S)

080-6503318



VARO 110 S

track
180-6530038M

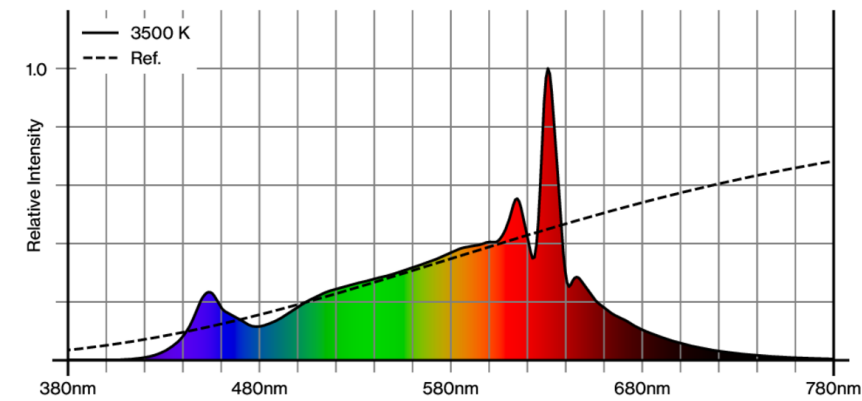


Project / Type

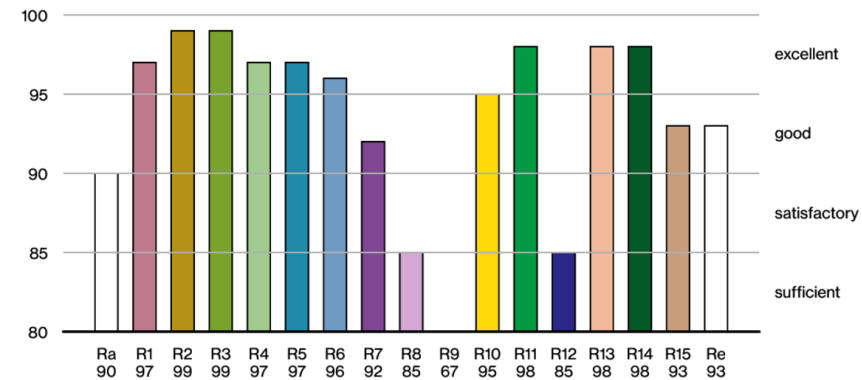
Notes

Count / Date

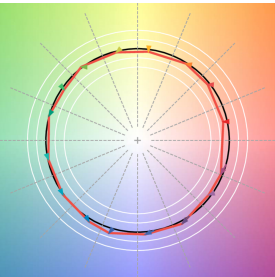
Colour rendering



CRI/R_a ≥ 95 R_e ≥ 93 (3000 K)



TM30 colour vector graphic



The black line represents the black body reference. The red line indicates the results of the test light source. The deviation from the test light source to the reference is shown and is marked by arrows. The shorter the arrows, the higher the color rendering.

