



TUBIN 60 suspended

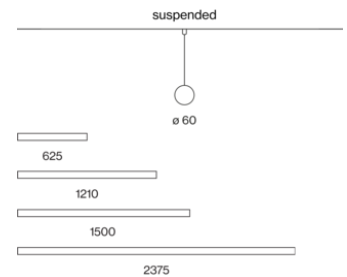
EN Supporting profile in extruded aluminium; end cap in aluminium; surface powder coated; suspended luminaire with cable suspension; height adjustment without tools; incl. feeder cable; light control via high quality lens system for maximum, homogeneous illumination; clear, cylindrical cover with linear prismatic optic; energy-efficient LEDs with very good colour rendering

DE Tragprofil aus Aluminiumstrangpressprofil; Enddeckel aus Aluminium; Oberfläche pulverbeschichtet; Pendelleuchte mit Seilabhängung; werkzeuglose Höhenverstellung; inkl. Einspeiseleitung; Lichtlenkung mittels hochwertiger Linsenoptik für maximale, homogene Ausleuchtung; klare, zylindrische Abdeckung mit Linearprismenoptik; energieeffiziente LEDs mit sehr guter Farbwiedergabe

Quickinfo

3000 K, 4000 K
 CRI \geq 80, CRI \geq 90 / 3 SDCM
 up to 3,280 lm/m
 up to 142 lm/W
 L90 / 50000 h
 DALI-2
 Clear Cover
 IP20

Types



Colour




Light distributions




driver
integrated



system solution



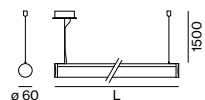
uniform
illumination



TUBIN 60 suspended



CLEAR COVER WITH LINEAR PRISMATIC OPTIC DALI-2



| SYSTEM | LENGTH | COLOUR TEMP. | CRI ≥ | LUM. FLUX | SYSTEM | ORDER CODE |
|--------|---------|--------------|-------|-----------|----------|-----------------------------------------------------------|
| 13.9 W | 625 mm | 3000 K | 80 | 1700 lm | 122 lm/W | 0 5 8 - 5 2 1 2 5 3 <input checked="" type="checkbox"/> C |
| | | 4000 K | 90 | 1470 lm | 106 lm/W | 0 5 8 - 5 2 1 2 0 3 <input checked="" type="checkbox"/> C |
| 27.9 W | 1210 mm | 3000 K | 80 | 1940 lm | 140 lm/W | 0 5 8 - 5 2 1 2 6 3 <input checked="" type="checkbox"/> C |
| | | 4000 K | 90 | 1580 lm | 114 lm/W | 0 5 8 - 5 2 1 2 1 3 <input checked="" type="checkbox"/> C |
| 34.0 W | 1500 mm | 3000 K | 80 | 3400 lm | 122 lm/W | 0 5 8 - 5 2 1 4 5 3 <input checked="" type="checkbox"/> C |
| | | 4000 K | 90 | 2930 lm | 105 lm/W | 0 5 8 - 5 2 1 4 0 3 <input checked="" type="checkbox"/> C |
| 54.0 W | 2375 mm | 3000 K | 80 | 3870 lm | 139 lm/W | 0 5 8 - 5 2 1 4 6 3 <input checked="" type="checkbox"/> C |
| | | 4000 K | 90 | 3170 lm | 114 lm/W | 0 5 8 - 5 2 1 4 1 3 <input checked="" type="checkbox"/> C |
| | | 3000 K | 80 | 4220 lm | 124 lm/W | 0 5 8 - 5 2 1 5 5 3 <input checked="" type="checkbox"/> C |
| | | 4000 K | 90 | 3640 lm | 107 lm/W | 0 5 8 - 5 2 1 5 0 3 <input checked="" type="checkbox"/> C |
| | | 3000 K | 80 | 4800 lm | 141 lm/W | 0 5 8 - 5 2 1 5 6 3 <input checked="" type="checkbox"/> C |
| | | 4000 K | 90 | 3930 lm | 116 lm/W | 0 5 8 - 5 2 1 5 1 3 <input checked="" type="checkbox"/> C |
| | | 3000 K | 80 | 6750 lm | 125 lm/W | 0 5 8 - 5 2 1 8 5 3 <input checked="" type="checkbox"/> C |
| | | 4000 K | 90 | 5810 lm | 108 lm/W | 0 5 8 - 5 2 1 8 0 3 <input checked="" type="checkbox"/> C |
| | | 3000 K | 80 | 7680 lm | 142 lm/W | 0 5 8 - 5 2 1 8 6 3 <input checked="" type="checkbox"/> C |
| | | 4000 K | 90 | 6280 lm | 116 lm/W | 0 5 8 - 5 2 1 8 1 3 <input checked="" type="checkbox"/> C |

Order options

COLOUR

| | |
|---------------------|---------------------------------------|
| pure white RAL 9010 | <input checked="" type="checkbox"/> 7 |
| jet black RAL 9005 | <input checked="" type="checkbox"/> 8 |