



TUBIN 60

surface

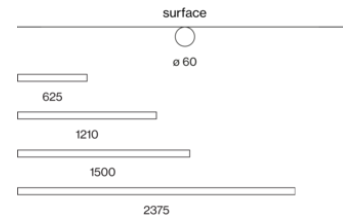
EN Supporting profile in extruded aluminium; end cap in aluminium; surface powder coated; suitable for wall or ceiling mounting; light control via high quality lens system for maximum, homogeneous illumination; clear, cylindrical cover with linear prismatic optic; energy-efficient LEDs with very good colour rendering

DE Tragprofil aus Aluminiumstrangpressprofil; Enddeckel aus Aluminium; Oberfläche pulverbeschichtet; geeignet für Wand- oder Deckenmontage; Lichtlenkung mittels hochwertiger Linsenoptik für maximale, homogene Ausleuchtung; klare, zylindrische Abdeckung mit Linearprismenoptik; energieeffiziente LEDs mit sehr guter Farbwiedergabe

Quickinfo

3000 K, 4000 K
CRI \geq 80, CRI \geq 90 / 3 SDCM
up to 3,280 lm/m
up to 142 lm/W
L90 / 50000 h
DALI-2
Clear Cover
IP20

Types



Colour




Light distributions




driver
integrated



system solution



uniform
illumination



TUBIN 60 surface



CLEAR COVER WITH LINEAR PRISMATIC OPTIC DALI-2



SYSTEM	LENGTH	COLOUR TEMP.	CRI ≥	LUM. FLUX	SYSTEM	ORDER CODE
13.9 W	625 mm	3000 K	80	1700 lm	122 lm/W	0 5 8 - 5 1 1 2 5 3 <input checked="" type="checkbox"/> C
			90	1470 lm	106 lm/W	0 5 8 - 5 1 1 2 0 3 <input checked="" type="checkbox"/> C
		4000 K	80	1940 lm	140 lm/W	0 5 8 - 5 1 1 2 6 3 <input checked="" type="checkbox"/> C
			90	1580 lm	114 lm/W	0 5 8 - 5 1 1 2 1 3 <input checked="" type="checkbox"/> C
27.9 W	1210 mm	3000 K	80	3400 lm	122 lm/W	0 5 8 - 5 1 1 4 5 3 <input checked="" type="checkbox"/> C
			90	2930 lm	105 lm/W	0 5 8 - 5 1 1 4 0 3 <input checked="" type="checkbox"/> C
		4000 K	80	3870 lm	139 lm/W	0 5 8 - 5 1 1 4 6 3 <input checked="" type="checkbox"/> C
			90	3170 lm	114 lm/W	0 5 8 - 5 1 1 4 1 3 <input checked="" type="checkbox"/> C
34.0 W	1500 mm	3000 K	80	4220 lm	124 lm/W	0 5 8 - 5 1 1 5 5 3 <input checked="" type="checkbox"/> C
			90	3640 lm	107 lm/W	0 5 8 - 5 1 1 5 0 3 <input checked="" type="checkbox"/> C
		4000 K	80	4800 lm	141 lm/W	0 5 8 - 5 1 1 5 6 3 <input checked="" type="checkbox"/> C
			90	3930 lm	116 lm/W	0 5 8 - 5 1 1 5 1 3 <input checked="" type="checkbox"/> C
54.0 W	2375 mm	3000 K	80	6750 lm	125 lm/W	0 5 8 - 5 1 1 8 5 3 <input checked="" type="checkbox"/> C
			90	5810 lm	108 lm/W	0 5 8 - 5 1 1 8 0 3 <input checked="" type="checkbox"/> C
		4000 K	80	7680 lm	142 lm/W	0 5 8 - 5 1 1 8 6 3 <input checked="" type="checkbox"/> C
			90	6280 lm	116 lm/W	0 5 8 - 5 1 1 8 1 3 <input checked="" type="checkbox"/> C

Order options

COLOUR	
pure white RAL 9010	<input checked="" type="checkbox"/> 7
jet black RAL 9005	<input checked="" type="checkbox"/> 8