

MOVE IN 45 flex round

trim

063-8221517V 063-8822117 002-90729



Project / Type

Notes

Count / Date



General

Ceiling | Semi-Recessed

tilt max 90°

rotation 360°

traffic white | RAL 9016 ¹

Mounting set traffic white

IP20

346 lm

fixture 50 lm/W ²

LED

3000 K

CRI ≥ 90

L85 / 50000 h

initial MacAdam ≤ 3 SDCM

R_g: 98 | R_f: 91 | R_{f(1-15)}: 89

MR 0.6 | MDER 0.55

Optical

super spot | beam angle 8°

PstLM ≤ 1.0 ³ | SVM ≤ 0.4 ³

Electrical

DALI-2 | 1 DALI Addr.

PC2 | 220-240 V

system 9.2 W | fixture 6.9 W

11 Vf | 600 mA

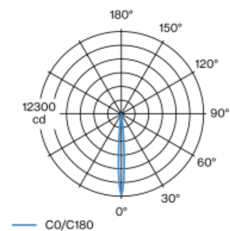
Physical

trim

diameter 77 mm | height 107 mm

0.59 kg

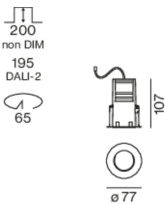
Light distribution



super spot 8°

h (m)	E0° (lx)	ø (m)
1	12100	0.14
2	3000	0.28
3	1300	0.41
4	800	0.55
5	500	0.69

Product drawing



Cutout

diameter 65 mm

min. ceiling thickness 2 mm | max. ceiling thickness 25 mm

recessed depth 195 mm

¹ RAL code

² incl. consideration of optical losses & internal control unit losses

³ Value of containing product at full load (undimmed)

Installation instructions



Lighting calculator



MOVE IN 45 flex round

trim

063-8221517V 063-8822117 002-90729



Project / Type

Notes

Count / Date

Maintenance Factors

Operating Time [h]	10 000	20 000	30 000	40 000	50 000
LLMF	0.98	0.95	0.92	0.89	0.86
LSF	1	1	1	1	1
MF	LMF × RSMF × LLMF × LSF		RSMF ^a	Room Surface Maintenance Factor	
MF	Maintenance Factor		LLMF	Lamp Lumens Maintenance Factor	
LMF ^a	Luminaire Maintenance Factor		LSF	Lamp Survival Factor	

^a According to "CIE 97, Maintenance of indoor electric lighting systems", 2005, ISBN 3-900-734-34-8. The values must be determined by the planner.

Circuit Breaker Types

Automatic Circuit Breaker Type	Number of Fixtures
B10	36
B13	47
B16	58
C10	36
C13	78
C16	58

Components

MOUNTING HOUSING with trim

COLOUR	Ø (MM)	ARTICLE NUMBER(S)
traffic white	77	063-8822117



POWER SUPPLY

L-W-H (MM)	ARTICLE NUMBER(S)
197-29-21	002-90729



Mounting accessories

SPECIAL MOUNTING TOOL

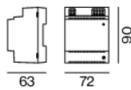
TYPE	Ø (MM)	ARTICLE NUMBER(S)
necessary to install mounting housing trimless	100	063-8912110



Optional electrical accessories

DIN RAIL POWER SUPPLY

L-W-H (MM)	ARTICLE NUMBER(S)
72-90-63	005-6520210



DIN RAIL LED DRIVER

TYPE	L-W-H (MM)	ARTICLE NUMBER(S)
2 × 42W 48V DC UOUT 10–40V	36-88-59	005-6121030

