

MOVE IN 45 flex round

trim

063-8221414M 063-8822117 002-90728



Project / Type

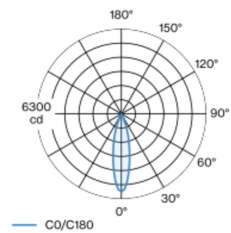
Notes

Count / Date



Round spotlight element in aluminium; surface chrome; installation without tools in mounting set due to patented ball catch system; recessed light with trim traffic white; suitable for ceiling thickness of 2-25 mm; spotlight element height adjustable without tools: flush with the ceiling, or extended 25 mm or 35 mm; 360° rotatable and 90° tiltable; passive cooling of the LEDs through improved heat sink geometry; with COB (Chip on Board) technology for maximum efficiency; no appearance of multiple shadows; light colour 2700 K; binning initial MacAdam ≤ 2 SDCM; CRI ≥ 90 ; min. 80% of luminous flux after 50000 operating hours; energy efficient LEDs with high CRI; high quality, aluminium, vapour deposition coated reflector with faceted lens design; precise radiation characteristic with 24° beam; good glare control through recessed light point level; optical attachment available as accessory; accessories are listed separately; degree of protection IP20; PC2; 220-240 V; incl. DALI-2 converter; converter wired secondary side; light source replaceable by an authorized professional; control gear replaceable by an authorized professional;

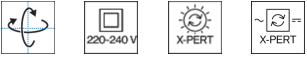
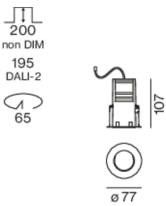
Light distribution



medium 24°

h (m)	EO° (lx)	ø (m)
1	5780	0.43
2	1440	0.86
3	640	1.30
4	360	1.73
5	230	2.16

Product drawing



General

Ceiling | Semi-Recessed

tilt max 90°

rotation 360°

chrome

Mounting set traffic white

IP20

1200 lm

LED

2700 K

CRI ≥ 90

L80 / 50000 h

initial MacAdam ≤ 2 SDCM

R_g: 99 | R_r: 91 | R₍₁₋₁₅₎: 89

MR 0.53 | MDER 0.48

Optical

medium | beam angle 24°

PstLM ≤ 1.0 ^{1 2 3 4} | SVM ≤ 0.4 ^{1 2 3 4}

Electrical

DALI-2 | 1 DALI Addr.

PC2 | 220-240 V

system 15.9 W | fixture 13.5 W

fixture 89 lm/W⁵

36 Vf | 400 mA

Physical

trim

diameter 77 mm | height 107 mm

0.59 kg

Cutout

diameter 65 mm

min. ceiling thickness 2 mm | max. ceiling thickness 25 mm

recessed depth 195 mm

¹ soft lens BO 45 007-1965980
² wallwasher lens BO 45 007-1965780
³ oval lens BO 45 007-1965880
⁴ Value of containing product at full load (undimmed)
⁵ incl. consideration of optical losses & internal control unit losses

Installation instructions



Lighting calculator

