

# MOVE IN 45 flex round

trim

063-8221518M 063-8822118 002-90728

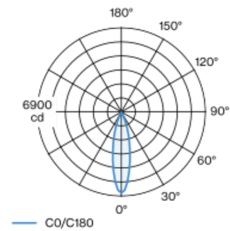


Project / Type
Notes
Count / Date



Round spotlight element in aluminium; surface jet black powder coated; installation without tools in mounting set due to patented ball catch system; recessed light with trim jet black; suitable for ceiling thickness of 2-25 mm; spotlight element height adjustable without tools: flush with the ceiling, or extended 25 mm or 35 mm; 360° rotatable and 90° tiltable; passive cooling of the LEDs through improved heat sink geometry; with COB (Chip on Board) technology for maximum efficiency; no appearance of multiple shadows; light colour 3000 K; binning initial MacAdam  $\leq 2$  SDCM; CRI  $\geq 90$ ; min. 80% of luminous flux after 50000 operating hours; energy efficient LEDs with high CRI; high quality, aluminium, vapour deposition coated reflector with faceted lens design; precise radiation characteristic with 24° beam; good glare control through recessed light point level; optical attachment available as accessory; accessories are listed separately; degree of protection IP20; PC2; 220-240 V; incl. DALI-2 converter; converter wired secondary side; light source replaceable by an authorized professional; control gear replaceable by an authorized professional;

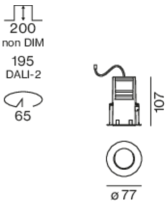
## Light distribution



medium 24°

h (m)	EO° (lx)	ø (m)
1	6650	0.43
2	1660	0.86
3	740	1.30
4	420	1.73
5	270	2.16

## Product drawing



## General

Ceiling   Semi-Recessed
tilt max 90°
rotation 360°
jet black   RAL 9005 <sup>1</sup>
Mounting set jet black
IP20
1380 lm

## LED

3000 K
CRI $\geq 90$
L80 / 50000 h
initial MacAdam $\leq 2$ SDCM
R <sub>g</sub> : 99   R <sub>r</sub> : 90   R <sub>f(1-15)</sub> : 87
MR 0.6   MDER 0.54

## Optical

medium   beam angle 24°
PstLM $\leq 1.0^2$ 3 4 5   SVM $\leq 0.4^2$ 3 4 5

## Electrical

DALI-2   1 DALI Addr.
PC2   220-240 V
system 15.7 W   fixture 13.4 W
fixture 104 lm/W <sup>6</sup>
36 Vf   400 mA

## Physical

trim
diameter 77 mm   height 107 mm
0.59 kg

## Cutout

diameter 65 mm
min. ceiling thickness 2 mm   max. ceiling thickness 25 mm
recessed depth 195 mm

<sup>1</sup> RAL code <sup>2</sup> soft lens BO 45 007-1965980  
<sup>3</sup> wallwasher lens BO 45 007-1965780  
<sup>4</sup> oval lens BO 45 007-1965880  
<sup>5</sup> Value of containing product at full load (undimmed)  
<sup>6</sup> incl. consideration of optical losses & internal control unit losses

## Installation instructions



## Lighting calculator



# MOVE IN 45 flex round

trim

063-8221518M 063-8822118 002-90728



Project / Type

Notes

Count / Date

## Maintenance Factors

Operating Time [h]	10 000	20 000	30 000	40 000	50 000
LLMF	0.964	0.923	0.884	0.847	0.811
LSF	1	1	1	1	1
MF	LMF × RSMF × LLMF × LSF		RSMF <sup>a</sup> Room Surface Maintenance Factor		
MF	Maintenance Factor		LLMF Lamp Lumens Maintenance Factor		
LMF <sup>a</sup>	Luminaire Maintenance Factor		LSF Lamp Survival Factor		

<sup>a</sup> According to "CIE 97, Maintenance of indoor electric lighting systems", 2005, ISBN 3-900-734-34-8. The values must be determined by the planner.

## Circuit Breaker Types

Automatic Circuit Breaker Type	Number of Fixtures
B10	36
B13	47
B16	58
C10	36
C13	78
C16	58

## Components

### MOUNTING HOUSING with trim

COLOUR	Ø (MM)	ARTICLE NUMBER(S)
jet black	77	063-8822118



### POWER SUPPLY

L-W-H (MM)	ARTICLE NUMBER(S)
197-29-21	002-90728



## Mounting accessories

### SPECIAL MOUNTING TOOL

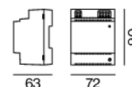
TYPE	Ø (MM)	ARTICLE NUMBER(S)
necessary to install mounting housing trimless	100	063-8912110



## Optional electrical accessories

### DIN RAIL POWER SUPPLY

L-W-H (MM)	ARTICLE NUMBER(S)
72-90-63	005-6520210



### DIN RAIL LED DRIVER

TYPE	L-W-H (MM)	ARTICLE NUMBER(S)
2 × 42W   48V DC   UOUT 10–40 V	36-88-59	005-6121030



## Optical accessories

### HONEYCOMB LOUVER

COLOUR	Ø (MM)	ARTICLE NUMBER(S)
jet black	42	007-1965188



[063-8221518M 063-8822118 002-90728] The technical data represent rated values for an ambient temperature of 25°C. The data values for the luminous flux are initially subject to a tolerance of +/- 10%, those for the electrical connected load are initially subject to a tolerance of +/- 10%, and those for the colour temperature are initially subject to a tolerance of +/- 150 K. No liability is assumed for typographical or printing errors. The general terms and conditions of XAL GmbH apply.  
© XAL GmbH · Auer-Welsbach-Gasse 36 · 8055 Graz · Austria · www.xal.com

02.07.2025

# MOVE IN 45 flex round

trim

063-8221518M 063-8822118 002-90728



Project / Type

Notes

Count / Date

## Optical accessories

### OVAL LENS

Ø (MM)	ARTICLE NUMBER(S)
42	007-1965880



### SOFT LENS

Ø (MM)	ARTICLE NUMBER(S)
42	007-1965980



### WALLWASHER LENS

Ø (MM)	ARTICLE NUMBER(S)
42	007-1965780

