

MOVE IN 45 flex round

trimless

063-8221416S 063-8812117 002-90720



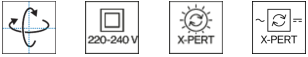
Project / Type _____

Notes _____

Count / Date _____



Round spotlight element in aluminium; surface brushed aluminium; installation without tools in mounting set due to patented ball catch system; for trimless installation in plasterboard ceilings; suitable for ceiling thickness of 9-25 mm; special mounting tool for easy installation of the trimless housing available as an accessory; spotlight element height adjustable without tools: flush with the ceiling, or extended 25 mm or 35 mm; 360° rotatable and 90° tiltable; passive cooling of the LEDs through improved heat sink geometry; with COB (Chip on Board) technology for maximum efficiency; no appearance of multiple shadows; light colour 2700 K; binning initial MacAdam ≤ 2 SDCM; CRI ≥ 90 ; min. 80% of luminous flux after 50000 operating hours; energy efficient LEDs with high CRI; high quality, aluminium, vapour deposition coated reflector with faceted lens design; precise radiation characteristic with 12° beam; good glare control through recessed light point level; optical attachment available as accessory; accessories are listed separately; degree of protection IP20; PC2; 220-240 V; incl. DALI-2 converter; converter wired secondary side; light source replaceable by an authorized professional; control gear replaceable by an authorized professional;



General

Ceiling | Semi-Recessed
tilt max 90°
rotation 360°
brushed aluminium
Mounting set traffic white
IP20
1030 lm

LED

2700 K
CRI ≥ 90
L80 / 50000 h
initial MacAdam ≤ 2 SDCM
R_g: 99 | R_r: 91 | R_{t(1-5)}: 89
MR 0.53 | MDER 0.48

Optical

spot | beam angle 12°
PstLM $\leq 1.0^1 2^3 4$ | SVM $\leq 0.4^1 2^3 4$

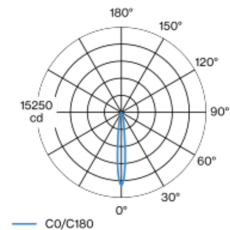
Electrical

DALI-2 | 1 DALI Addr.
PC2 | 220-240 V
system 14.9 W | fixture 12.7 W
fixture 81 lm/W⁵
37 Vf | 350 mA

Physical

trimless
diameter 75 mm | height 106 mm
0.54 kg

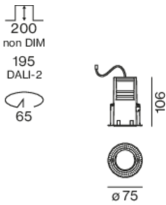
Light distribution



spot 12°

| h (m) | EO ³ (lx) | ø (m) |
|-------|----------------------|-------|
| 1 | 13000 | 0.21 |
| 2 | 3300 | 0.42 |
| 3 | 1400 | 0.63 |
| 4 | 800 | 0.84 |
| 5 | 500 | 1.06 |

Product drawing



Cutout

diameter 65 mm
min. ceiling thickness 9 mm | max. ceiling thickness 25 mm
recessed depth 195 mm

¹ oval lens BO 45 007-1965880
² wallwasher lens BO 45 007-1965780
³ soft lens BO 45 007-1965980
⁴ Value of containing product at full load (undimmed)
⁵ incl. consideration of optical losses & internal control unit losses

Installation instructions



Lighting calculator



MOVE IN 45 flex round

trimless

063-8221416S 063-8812117 002-90720



Project / Type

Notes

Count / Date

Maintenance Factors

| Operating Time [h] | 10 000 | 20 000 | 30 000 | 40 000 | 50 000 |
|--------------------|------------------------------|--------|-------------------|---------------------------------|--------|
| LLMF | 0.96 | 0.92 | 0.88 | 0.85 | 0.81 |
| LSF | 1 | 1 | 1 | 1 | 1 |
| MF | LMF × RSMF × LLMF × LSF | | RSMF ^a | Room Surface Maintenance Factor | |
| MF | Maintenance Factor | | LLMF | Lamp Lumens Maintenance Factor | |
| LMF ^a | Luminaire Maintenance Factor | | LSF | Lamp Survival Factor | |

^a According to "CIE 97, Maintenance of indoor electric lighting systems", 2005, ISBN 3-900-734-34-8. The values must be determined by the planner.

Circuit Breaker Types

| Automatic Circuit Breaker Type | Number of Fixtures |
|--------------------------------|--------------------|
| B10 | 36 |
| B13 | 47 |
| B16 | 58 |
| C10 | 36 |
| C13 | 78 |
| C16 | 58 |

Components

MOUNTING HOUSING trimless

| | | |
|---------------|--------|-------------------|
| COLOUR | Ø (MM) | ARTICLE NUMBER(S) |
| traffic white | 75 | 063-8812117 |



POWER SUPPLY

| | |
|------------|-------------------|
| L-W-H (MM) | ARTICLE NUMBER(S) |
| 197-29-21 | 002-90720 |



Mounting accessories

SPECIAL MOUNTING TOOL

| | | |
|--|--------|-------------------|
| TYPE | Ø (MM) | ARTICLE NUMBER(S) |
| necessary to install mounting housing trimless | 100 | 063-8912110 |



Optional electrical accessories

DIN RAIL POWER SUPPLY

| | |
|------------|-------------------|
| L-W-H (MM) | ARTICLE NUMBER(S) |
| 72-90-63 | 005-6520210 |



DIN RAIL LED DRIVER

| | | |
|-------------------------|------------|-------------------|
| TYPE | L-W-H (MM) | ARTICLE NUMBER(S) |
| 200 - 1050 mA 2 x 42W | 36-88-59 | 005-6121030 |



Optical accessories

HONEYCOMB LOUVER

| | | |
|-----------|--------|-------------------|
| COLOUR | Ø (MM) | ARTICLE NUMBER(S) |
| jet black | 42 | 007-1965188 |



MOVE IN 45 flex round

trimless

063-8221416S 063-8812117 002-90720



Project / Type

Notes

Count / Date

Optical accessories

OVAL LENS

| Ø (MM) | ARTICLE NUMBER(S) |
|--------|-------------------|
| 42 | 007-1965880 |



SOFT LENS

| Ø (MM) | ARTICLE NUMBER(S) |
|--------|-------------------|
| 42 | 007-1965980 |



WALLWASHER LENS

| Ø (MM) | ARTICLE NUMBER(S) |
|--------|-------------------|
| 42 | 007-1965780 |

