

MOVE IN 45 square

trim

063-8421516M 063-8842117 002-90728



Project / Type

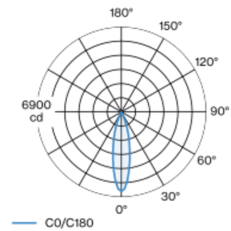
Notes

Count / Date



Square spotlight element in aluminium; surface brushed aluminium; installation without tools in mounting set due to patented ball catch system; recessed light with trim traffic white; suitable for ceiling thickness of 2-25 mm; spotlight element height adjustable without tools: flush with the ceiling, or extended 25 mm or 35 mm; passive cooling of the LEDs through improved heat sink geometry; with COB (Chip on Board) technology for maximum efficiency; no appearance of multiple shadows; light colour 3000 K; binning initial MacAdam ≤ 2 SDCM; CRI ≥ 90 ; min. 80% of luminous flux after 50000 operating hours; energy efficient LEDs with high CRI; high quality, aluminium, vapour deposition coated reflector with faceted lens design; precise radiation characteristic with 24° beam; good glare control through recessed light point level; optical attachment available as accessory; accessories are listed separately; degree of protection IP20; PC2; 220-240 V; incl. DALI-2 converter; converter wired secondary side; light source replaceable by an authorized professional; control gear replaceable by an authorized professional;

Light distribution



medium 24°

| h (m) | EO° (lx) | ø (m) |
|-------|----------|-------|
| 1 | 6450 | 0.43 |
| 2 | 1610 | 0.86 |
| 3 | 720 | 1.30 |
| 4 | 400 | 1.73 |
| 5 | 260 | 2.16 |

Product drawing



General

Ceiling | Semi-Recessed

brushed aluminium

Mounting set traffic white

IP20

1340 lm

fixture 102 lm/W ¹

LED

3000 K

CRI ≥ 90

L80 / 50000 h

initial MacAdam ≤ 2 SDCM

R_g: 99 | R_f: 90 | R_{t(1-15)}: 87

MR 0.6 | MDER 0.54

Optical

medium | beam angle 24°

PstLM ≤ 1.0 ² | SVM ≤ 0.4 ²

Electrical

DALI-2 | 1 DALI Addr.

PC2 | 220-240 V

system 15.6 W | fixture 13.2 W

36 Vf | 400 mA

Physical

trim

diameter 78 mm | height 105 mm

0.5 kg

Cutout

diameter 70 mm

min. ceiling thickness 2 mm | max. ceiling thickness 25 mm

recessed depth 175 mm

¹ incl. consideration of optical losses & internal control unit losses
² Value of containing product at full load (undimmed)

Installation instructions



Lighting calculator



MOVE IN 45 square

trim

063-8421516M 063-8842117 002-90728



| | |
|----------------|--|
| Project / Type | |
| Notes | |
| Count / Date | |

Maintenance Factors

| Operating Time [h] | 10 000 | 20 000 | 30 000 | 40 000 | 50 000 |
|--------------------|------------------------------|--------|-------------------|---------------------------------|--------|
| LLMF | 0.957 | 0.921 | 0.886 | 0.852 | 0.82 |
| LSF | 1 | 1 | 1 | 1 | 1 |
| MF | LMF × RSMF × LLMF × LSF | | RSMF ^a | Room Surface Maintenance Factor | |
| MF | Maintenance Factor | | LLMF | Lamp Lumens Maintenance Factor | |
| LMF ^a | Luminaire Maintenance Factor | | LSF | Lamp Survival Factor | |

^a According to "CIE 97, Maintenance of indoor electric lighting systems", 2005, ISBN 3-900-734-34-8. The values must be determined by the planner.

Circuit Breaker Types

| Automatic Circuit Breaker Type | Number of Fixtures |
|--------------------------------|--------------------|
| B10 | 36 |
| B13 | 47 |
| B16 | 58 |
| C10 | 36 |
| C13 | 78 |
| C16 | 58 |

Components

MOUNTING HOUSING with trim

| | | |
|---------------|------------|-------------------|
| COLOUR | L-W-H (MM) | ARTICLE NUMBER(S) |
| traffic white | 78-78-55 | 063-8842117 |



POWER SUPPLY

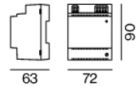
| | |
|------------|-------------------|
| L-W-H (MM) | ARTICLE NUMBER(S) |
| 197-29-21 | 002-90728 |



Optional electrical accessories

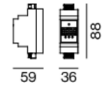
DIN RAIL POWER SUPPLY

| | |
|------------|-------------------|
| L-W-H (MM) | ARTICLE NUMBER(S) |
| 72-90-63 | 005-6520210 |



DIN RAIL LED DRIVER

| | | |
|--------------------------------|------------|-------------------|
| TYPE | L-W-H (MM) | ARTICLE NUMBER(S) |
| 2 × 42W 48V DC UOUT 10–40V | 36-88-59 | 005-6121030 |



Other accessories

SPECIAL MOUNTING TOOL

| | | |
|--|--------|-------------------|
| TYPE | Ø (MM) | ARTICLE NUMBER(S) |
| necessary to install mounting housing trimless | 100 | 063-8912110 |



Optical accessories

HONEYCOMB LOUVER

| | | |
|-----------|--------|-------------------|
| COLOUR | Ø (MM) | ARTICLE NUMBER(S) |
| jet black | 42 | 007-1965188 |



[063-8421516M 063-8842117 002-90728] The technical data represent rated values for an ambient temperature of 25°C. The data values for the luminous flux are initially subject to a tolerance of +/- 10%, those for the electrical connected load are initially subject to a tolerance of +/- 10%, and those for the colour temperature are initially subject to a tolerance of +/- 150 K. No liability is assumed for typographical or printing errors. The general terms and conditions of XAL GmbH apply.
© XAL GmbH · Auer-Welsbach-Gasse 36 · 8055 Graz · Austria · www.xal.com

04.07.2025