

# MOVE IN 45 square

trimless

063-8421517M 063-8832117 002-90728



Project / Type

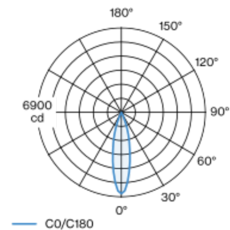
Notes

Count / Date



Square spotlight element in aluminium; surface traffic white powder coated; installation without tools in mounting set due to patented ball catch system; for trimless installation in plasterboard ceilings; suitable for ceiling thickness of 9-25 mm; special mounting tool for easy installation of the trimless housing available as an accessory; spotlight element height adjustable without tools: flush with the ceiling, or extended 25 mm or 35 mm; passive cooling of the LEDs through improved heat sink geometry; with COB (Chip on Board) technology for maximum efficiency; no appearance of multiple shadows; light colour 3000 K; binning initial MacAdam  $\leq 2$  SDCM; CRI  $\geq 90$ ; min. 80% of luminous flux after 50000 operating hours; energy efficient LEDs with high CRI; high quality, aluminium, vapour deposition coated reflector with faceted lens design; precise radiation characteristic with 24° beam; good glare control through recessed light point level; optical attachment available as accessory; accessories are listed separately; degree of protection IP20; PC2; 220-240 V; incl. DALI-2 converter; converter wired secondary side; light source replaceable by an authorized professional; control gear replaceable by an authorized professional;

## Light distribution



medium 24°

h (m)	E0° (lx)	ø (m)
1	6650	0.43
2	1660	0.86
3	740	1.30
4	420	1.73
5	270	2.16

## Product drawing



## General

Ceiling | Semi-Recessed

traffic white | RAL 9016 <sup>1</sup>

Mounting set traffic white

IP20

1380 lm

fixture 104 lm/W <sup>2</sup>

## LED

3000 K

CRI  $\geq 90$

L80 / 50000 h

initial MacAdam  $\leq 2$  SDCM

R<sub>g</sub>: 99 | R<sub>f</sub>: 90 | R<sub>t(1-15)</sub>: 87

MR 0.6 | MDER 0.54

## Optical

medium | beam angle 24°

PstLM  $\leq 1.0$  <sup>3</sup> | SVM  $\leq 0.4$  <sup>3</sup>

## Electrical

DALI-2 | 1 DALI Addr.

PC2 | 220-240 V

system 15.7 W | fixture 13.4 W

36 Vf | 400 mA

## Physical

trimless

diameter 80 mm | height 105 mm

0.49 kg

## Cutout

diameter 65 mm

min. ceiling thickness 9 mm | max. ceiling thickness 25 mm

recessed depth 175 mm

<sup>1</sup> RAL code

<sup>2</sup> incl. consideration of optical losses & internal control unit losses

<sup>3</sup> Value of containing product at full load (undimmed)

## Installation instructions



## Lighting calculator



# MOVE IN 45 square

trimless

063-8421517M 063-8832117 002-90728



Project / Type

Notes

Count / Date

## Maintenance Factors

Operating Time [h]	10 000	20 000	30 000	40 000	50 000
LLMF	0.964	0.923	0.884	0.847	0.811
LSF	1	1	1	1	1
MF	LMF × RSMF × LLMF × LSF		RSMF <sup>a</sup>	Room Surface Maintenance Factor	
MF	Maintenance Factor		LLMF	Lamp Lumens Maintenance Factor	
LMF <sup>a</sup>	Luminaire Maintenance Factor		LSF	Lamp Survival Factor	

<sup>a</sup> According to "CIE 97, Maintenance of indoor electric lighting systems", 2005, ISBN 3-900-734-34-8. The values must be determined by the planner.

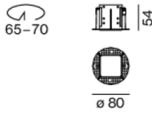
## Circuit Breaker Types

Automatic Circuit Breaker Type	Number of Fixtures
B10	36
B13	47
B16	58
C10	36
C13	78
C16	58

## Components

### MOUNTING HOUSING trimless

COLOUR	Ø (MM)	ARTICLE NUMBER(S)
traffic white	80	063-8832117



### POWER SUPPLY

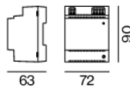
L-W-H (MM)	ARTICLE NUMBER(S)
197-29-21	002-90728



## Optional electrical accessories

### DIN RAIL POWER SUPPLY

L-W-H (MM)	ARTICLE NUMBER(S)
72-90-63	005-6520210



### DIN RAIL LED DRIVER

TYPE	L-W-H (MM)	ARTICLE NUMBER(S)
2×42W   48V DC   UOUT 10–40V	36-88-59	005-6121030



## Other accessories

### SPECIAL MOUNTING TOOL

TYPE	Ø (MM)	ARTICLE NUMBER(S)
necessary to install mounting housing trimless	100	063-8912110



## Optical accessories

### HONEYCOMB LOUVER

COLOUR	Ø (MM)	ARTICLE NUMBER(S)
jet black	42	007-1965188

