

TWIST 100

trim

048-1121017F 048-2796317 002-90789

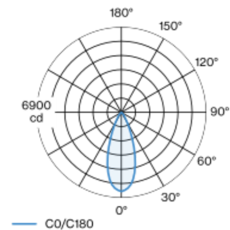


Project / Type
Notes
Count / Date



Round recessed spotlight in die-cast aluminium; 1 lamp; surface traffic white powder coated; installation without tools in mounting set due to patented ball catch system; with trim traffic white; suitable for ceiling thickness of 2-25 mm; 360° rotatable and 45° tiltable outward; passive cooling of the LEDs through improved heat sink geometry; with COB (Chip on Board) technology for maximum efficiency; no appearance of multiple shadows; light colour 3000 K; binning initial MacAdam ≤ 2 SDCM; CRI ≥ 90; min. 80% of luminous flux after 50000 operating hours; energy efficient LEDs with high CRI; including high quality aluminium reflector with spherical reflector; high gloss anodised; neutral colour reflection through absolute freedom from interference colour; for brilliant object staging; precise radiation characteristic with 39° beam; optical attachments available as accessories; optical attachments can be combined; degree of protection IP20; PC2; 220-240 V; incl. DALI-2 converter; through wiring connection box, 3-pole or 5-pole, available as an accessory; accessories are listed separately; light source replaceable by an authorized professional; control gear replaceable by an authorized professional;

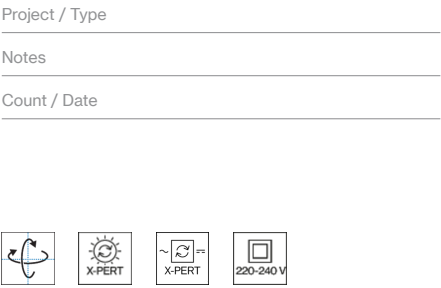
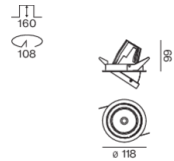
Light distribution



flood 39°

h (m)	E0° (lx)	ø (m)
1	6390	0.70
2	1600	1.40
3	710	2.10
4	400	2.80
5	260	3.50

Product drawing



General

Ceiling Recessed
tilt max 45°
rotation 360°
traffic white RAL 9016
Mounting set traffic white
front IP20 back IP20
3110 lm
fixture 137 lm/W ¹

LED

3000 K
CRI ≥ 90
L80 / 50000 h
initial MacAdam ≤ 2 SDCM
R _g : 98 R _r : 91 R ₍₁₋₁₅₎ : 93
MR 0.54 MDER 0.49

Optical

flood beam angle 39°
PstLM ≤ 1.0 ² SVM ≤ 0.4 ²

Electrical

DALI-2 1 DALI Addr.
PC2 220-240 V
system 25.3 W fixture 22.7 W
650 mA

Physical

diameter 118 mm height 99 mm
0.62 kg

Cutout

diameter 108 mm
min. ceiling thickness 2 mm max. ceiling thickness 25 mm
recessed depth 160 mm

¹ incl. consideration of optical losses & internal control unit losses
² Value of containing product at full load (undimmed)

Installation instructions



Lighting calculator

