

# TWIST 100

trim

048-1121017M 048-2796317 002-90780

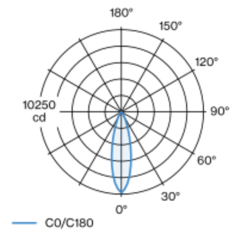


|                |
|----------------|
| Project / Type |
| Notes          |
| Count / Date   |



Round recessed spotlight in die-cast aluminium; 1 lamp; surface white powder coated; installation without tools in mounting set due to patented ball catch system; with trim traffic white; suitable for ceiling thickness of 2-25 mm; 360° rotatable and 45° tiltable outward; passive cooling of the LEDs through improved heat sink geometry; with COB (Chip on Board) technology for maximum efficiency; no appearance of multiple shadows; light colour 3000 K; binning initial MacAdam ≤ 2 SDCM; CRI ≥ 90; min. 80% of luminous flux after 50000 operating hours; energy efficient LEDs with high CRI; including high quality aluminium reflector with spherical reflector; high gloss anodised; neutral colour reflection through absolute freedom from interference colour; for brilliant object staging; precise radiation characteristic with 27° beam; optical attachments available as accessories; optical attachments can be combined; degree of protection IP20; PC2; 220-240 V; incl. converter, non dimmable; through wiring connection box, 3-pole or 5-pole, available as an accessory; accessories are listed separately; light source replaceable by an authorized professional; control gear replaceable by an authorized professional;

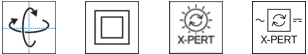
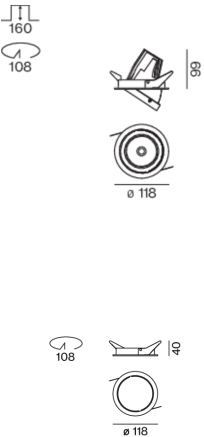
## Light distribution



medium 27°

| h (m) | E0° (lx) | ø (m) |
|-------|----------|-------|
| 1     | 10100    | 0.49  |
| 2     | 2500     | 0.97  |
| 3     | 1100     | 1.46  |
| 4     | 600      | 1.95  |
| 5     | 400      | 2.43  |

## Product drawing



## General

|                               |
|-------------------------------|
| Ceiling , Recessed            |
| tilt max 45°                  |
| rotation 360°                 |
| white , RAL 9016 <sup>1</sup> |
| Mounting set traffic white    |
| front IP20 , back IP20        |
| 3150 lm                       |
| fixture 139 lm/W <sup>2</sup> |

## LED

|  |
|--|
| 3000 K   |
| CRI ≥ 90   |
| L80 / 50000 h  |
| initial MacAdam ≤ 2 SDCM   |
| R <sub>g</sub> : 98 , R <sub>r</sub> : 91 , R <sub>{1-15}</sub> : 93 |
| MR 0.54  |
| MDER 0.49  |

## Optical

|                          |
|--------------------------|
| medium                   |
| beam angle 27°           |
| PstLM ≤ 1.0 <sup>3</sup> |
| SVM ≤ 0.4 <sup>3</sup>   |

## Electrical

|                |
|----------------|
| non DIM        |
| 220-240 V      |
| system 25.3 W  |
| fixture 22.7 W |
| 650 mA         |
| PC2            |

## Physical

|                 |
|-----------------|
| diameter 118 mm |
| height 99 mm    |
| 0.46 kg         |

## Cutout

|                              |
|------------------------------|
| diameter 108 mm              |
| min. ceiling thickness 2 mm  |
| max. ceiling thickness 25 mm |
| recessed depth 160 mm        |

<sup>1</sup> RAL code  
<sup>2</sup> incl. consideration of optical losses & internal control unit losses  
<sup>3</sup> Value of containing product at full load (undimmed)

## Installation instructions



## Lighting calculator

