


# TWIST 100

trim

048-1121018S 048-2796317 002-90780



Project / Type
Notes
Count / Date



Round recessed spotlight in die-cast aluminium; 1 lamp; surface jet black powder coated; installation without tools in mounting set due to patented ball catch system; with trim traffic white; suitable for ceiling thickness of 2-25 mm; 360° rotatable and 45° tiltable outward; passive cooling of the LEDs through improved heat sink geometry; with COB (Chip on Board) technology for maximum efficiency; no appearance of multiple shadows; light colour 3000 K; binning initial MacAdam ≤ 2 SDCM; CRI ≥ 90; min. 80% of luminous flux after 50000 operating hours; energy efficient LEDs with high CRI; including high quality aluminium reflector with spherical reflector; high gloss anodised; neutral colour reflection through absolute freedom from interference colour; for brilliant object staging; precise radiation characteristic with 20° beam; optical attachments available as accessories; optical attachments can be combined; degree of protection IP20; PC2; 220-240 V; incl. converter, non dimmable; through wiring connection box, 3-pole or 5-pole, available as an accessory; accessories are listed separately; light source replaceable by an authorized professional; control gear replaceable by an authorized professional;

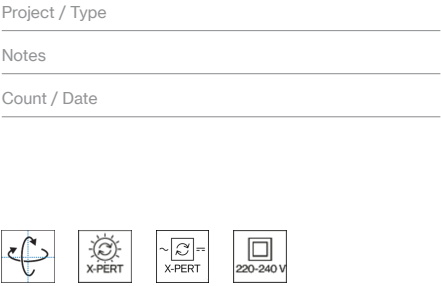
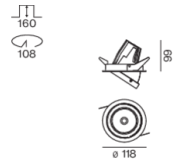
## Light distribution



spot 20°

h (m)	EO° (lx)	ø (m)
1	17300	0.34
2	4300	0.69
3	1900	1.03
4	1100	1.38
5	700	1.72

## Product drawing



## General

Ceiling   Recessed
tilt max 45°
rotation 360°
jet black   RAL 9005
Mounting set traffic white
front IP20   back IP20
3100 lm
fixture 136 lm/W <sup>1</sup>

## LED

3000 K
CRI ≥ 90
L80 / 50000 h
initial MacAdam ≤ 2 SDCM
R <sub>g</sub> : 98   R <sub>r</sub> : 91   R <sub>(1-15)</sub> : 93
MR 0.54   MDER 0.49

## Optical

spot   beam angle 20°
PstLM ≤ 1.0 <sup>2</sup>   SVM ≤ 0.4 <sup>2</sup>

## Electrical

non DIM
PC2   220-240 V
system 25.3 W   fixture 22.7 W
650 mA

## Physical

diameter 118 mm   height 99 mm
0.46 kg

## Cutout

diameter 108 mm
min. ceiling thickness 2 mm   max. ceiling thickness 25 mm
recessed depth 160 mm

<sup>1</sup> incl. consideration of optical losses & internal control unit losses  
<sup>2</sup> Value of containing product at full load (undimmed)

## Installation instructions



## Lighting calculator



# TWIST 100

trim

048-1121018S 048-2796317 002-90780



Project / Type

Notes

Count / Date

## Maintenance Factors

Operating Time [h]	10 000	20 000	30 000	40 000	50 000
LLMF	0.977	0.94	0.905	0.871	0.838
LSF	1	1	1	1	1
MF	LMF × RSMF × LLMF × LSF		RSMF <sup>a</sup> Room Surface Maintenance Factor		
MF	Maintenance Factor		LLMF Lamp Lumens Maintenance Factor		
LMF <sup>a</sup>	Luminaire Maintenance Factor		LSF Lamp Survival Factor		

<sup>a</sup> According to "CIE 97, Maintenance of indoor electric lighting systems", 2005, ISBN 3-900-734-34-8. The values must be determined by the planner.

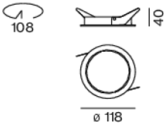
## Circuit Breaker Types

Automatic Circuit Breaker Type	Number of Fixtures
B10	20
B16	32
C10	33
C16	53

## Components

### MOUNTING SET with trim 1 lamp

TYPE	COLOUR	Ø (MM)	ARTICLE NUMBER(S)
for intermediate ceilings	traffic white	118	048-2796317



### POWER SUPPLY

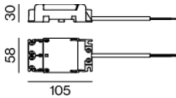
L-W-H (MM)	ARTICLE NUMBER(S)
143-43-30	002-90780



## Mounting accessories

### THROUGH WIRING CONNECTION BOX

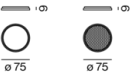
TYPE	L-W-H (MM)	ARTICLE NUMBER(S)
non DIM cable ø 4 – 12 mm	105-58-30	005-2531110
DALI cable ø 4 – 12 mm	105-58-30	005-2551110



## Optical accessories

### HONEYCOMB LOUVER

Ø (MM)	ARTICLE NUMBER(S)
75	080-6401118



# TWIST 100

trim

048-1121018S 048-2796317 002-90780



Project / Type

Notes

Count / Date

## Optical accessories

### LINEAR PRISMATIC LENS

Ø (MM)  
75

ARTICLE NUMBER(S)  
080-6402110P



## Optical accessories

### SNOOT short

Ø (MM)  
66

ARTICLE NUMBER(S)  
080-6403118



### SNOOT medium

Ø (MM)  
66

ARTICLE NUMBER(S)  
080-6403218



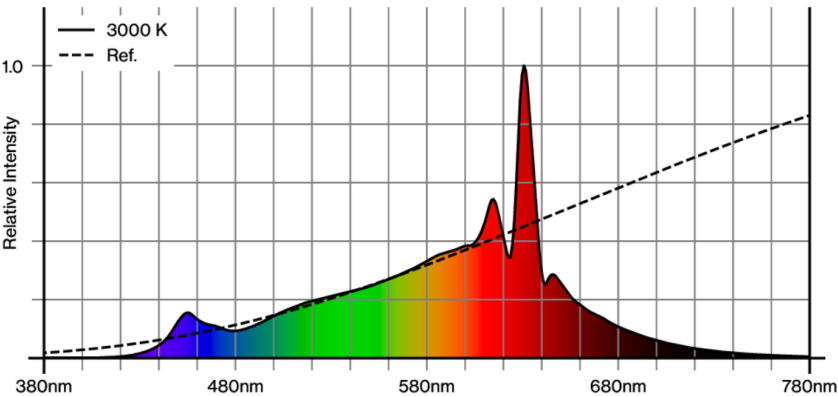
### SNOOT angle

Ø (MM)  
66

ARTICLE NUMBER(S)  
080-6403318



## Colour rendering



# TWIST 100

trim

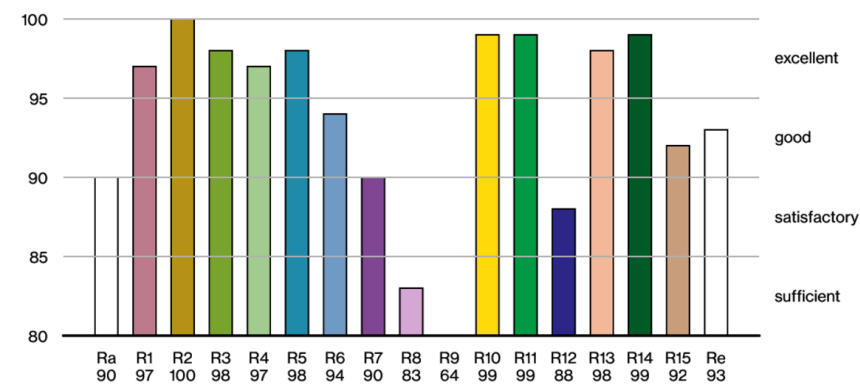
048-1121018S 048-2796317 002-90780



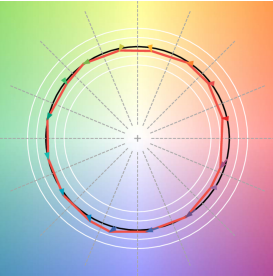
Project / Type

Notes

Count / Date



## TM30 colour vector graphic



The black line represents the black body reference. The red line indicates the results of the test light source. The deviation from the test light source to the reference is shown and is marked by arrows. The shorter the arrows, the higher the color rendering.