

TWIST 100

trim


048-1121018S 048-2796317 002-90789



Project / Type

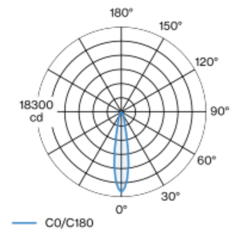
Notes

Count / Date



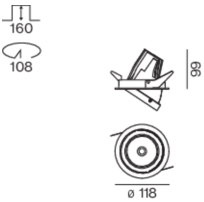
Round recessed spotlight in die-cast aluminium; 1 lamp; surface black powder coated; installation without tools in mounting set due to patented ball catch system; with trim traffic white; suitable for ceiling thickness of 2-25 mm; 360° rotatable and 45° tiltable outward; passive cooling of the LEDs through improved heat sink geometry; with COB (Chip on Board) technology for maximum efficiency; no appearance of multiple shadows; light colour 3000 K; binning initial MacAdam ≤ 2 SDCM; CRI ≥ 90; min. 80% of luminous flux after 50000 operating hours; energy efficient LEDs with high CRI; including high quality aluminium reflector with spherical reflector; high gloss anodised; neutral colour reflection through absolute freedom from interference colour; for brilliant object staging; precise radiation characteristic with 20° beam; optical attachments available as accessories; optical attachments can be combined; degree of protection IP20; PC2; 220-240 V; incl. DALI-2 converter; through wiring connection box, 3-pole or 5-pole, available as an accessory; accessories are listed separately; light source replaceable by an authorized professional; control gear replaceable by an authorized professional;

Light distribution



h (m)	EO° (lx)	ø (m)
1	17300	0.34
2	4300	0.69
3	1900	1.03
4	1100	1.38
5	700	1.72

Product drawing



General

Ceiling | Recessed

tilt max 45°

rotation 360°

black | RAL 9005 ¹

Mounting set traffic white

front IP20 | back IP20

3100 lm

fixture 136 lm/W ²

LED

3000 K

CRI ≥ 90

L80 / 50000 h

initial MacAdam ≤ 2 SDCM

R_g: 98 | R_f: 91 | R_(f-15): 93

MR 0.54 | MDER 0.49

Optical

spot | beam angle 20°

PstLM ≤ 1.0 ³ | SVM ≤ 0.4 ³

Electrical

DALI-2 | 1 DALI Addr.

PC2 | 220-240 V

system 25.3 W | fixture 22.7 W

650 mA

Physical

diameter 118 mm | height 99 mm

0.62 kg

Cutout

diameter 108 mm

min. ceiling thickness 2 mm | max. ceiling thickness 25 mm

recessed depth 160 mm

¹ RAL code
² incl. consideration of optical losses & internal control unit losses
³ Value of containing product at full load (undimmed)

Installation instructions



Lighting calculator

