

TWIST 100

trim

048-1121117M 048-2796317 002-90780

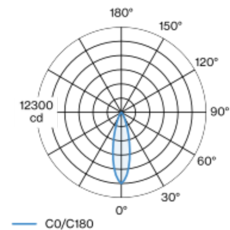


Project / Type
Notes
Count / Date



Round recessed spotlight in die-cast aluminium; 1 lamp; surface traffic white powder coated; installation without tools in mounting set due to patented ball catch system; with trim traffic white; suitable for ceiling thickness of 2-25 mm; 360° rotatable and 45° tiltable outward; passive cooling of the LEDs through improved heat sink geometry; with COB (Chip on Board) technology for maximum efficiency; no appearance of multiple shadows; light colour 4000 K; binning initial MacAdam ≤ 2 SDCM; CRI ≥ 90; min. 80% of luminous flux after 50000 operating hours; energy efficient LEDs with high CRI; including high quality aluminium reflector with spherical reflector; high gloss anodised; neutral colour reflection through absolute freedom from interference colour; for brilliant object staging; precise radiation characteristic with 27° beam; optical attachments available as accessories; optical attachments can be combined; degree of protection IP20; PC2; 220-240 V; incl. converter, non dimmable; through wiring connection box, 3-pole or 5-pole, available as an accessory; accessories are listed separately; light source replaceable by an authorized professional; control gear replaceable by an authorized professional;

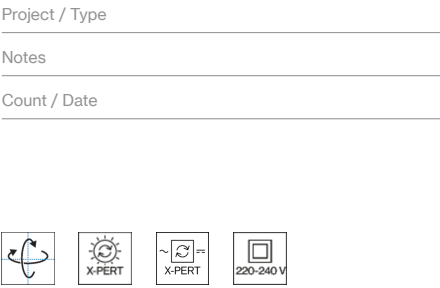
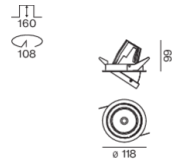
Light distribution



medium 27°

h (m)	EO° (lx)	ø (m)
1	10300	0.49
2	2600	0.97
3	1100	1.46
4	600	1.95
5	400	2.43

Product drawing



General

Ceiling Recessed
tilt max 45°
rotation 360°
traffic white RAL 9016
Mounting set traffic white
front IP20 back IP20
3200 lm
fixture 141 lm/W ¹

LED

4000 K
CRI ≥ 90
L80 / 50000 h
initial MacAdam ≤ 2 SDCM
R _g : 100 R _f : 92 R _{1-15} : 92
MR 0.78 MDER 0.71

Optical

medium beam angle 27°
PstLM ≤ 1.0 ² SVM ≤ 0.4 ²

Electrical

non DIM
PC2 220-240 V
system 25.3 W fixture 22.7 W
650 mA

Physical

diameter 118 mm height 99 mm
0.46 kg

Cutout

diameter 108 mm
min. ceiling thickness 2 mm max. ceiling thickness 25 mm
recessed depth 160 mm

¹ incl. consideration of optical losses & internal control unit losses
² Value of containing product at full load (undimmed)

Installation instructions



Lighting calculator

