

TWIST 100 trim 2 lamps

048-1121218F 048-2798317 002-90789

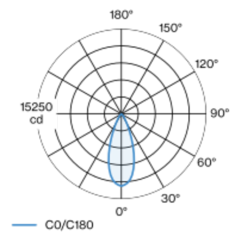


| |
|----------------|
| Project / Type |
| Notes |
| Count / Date |



Round recessed spotlight in die-cast aluminium; 2 lamps; surface jet black powder coated; installation without tools in mounting set due to patented ball catch system; with trim traffic white; suitable for ceiling thickness of 2-25 mm; 360° rotatable and 45° tiltable outward; passive cooling of the LEDs through improved heat sink geometry; with COB (Chip on Board) technology for maximum efficiency; no appearance of multiple shadows; light colour 3500 K; binning initial MacAdam ≤ 2 SDCM; CRI ≥ 90; min. 80% of luminous flux after 50000 operating hours; energy efficient LEDs with high CRI; including high quality aluminium reflector with spherical reflector; high gloss anodised; neutral colour reflection through absolute freedom from interference colour; for brilliant object staging; precise radiation characteristic with 39° beam; degree of protection IP20; PC2; 220-240 V; incl. DALI-2 converter; through wiring connection box, 3-pole or 5-pole, available as an accessory; accessories are listed separately; light source replaceable by an authorized professional; control gear replaceable by an authorized professional;

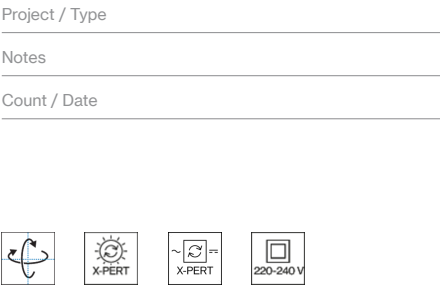
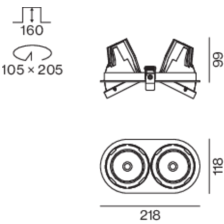
Light distribution



flood 39°

| h (m) | EO° (lx) | ø (m) |
|-------|----------|-------|
| 1 | 6470 | 0.70 |
| 2 | 1620 | 1.40 |
| 3 | 720 | 2.10 |
| 4 | 400 | 2.80 |
| 5 | 260 | 3.50 |

Product drawing



General

| |
|-----------------------------------|
| Ceiling Recessed |
| tilt max 45° |
| rotation 360° |
| jet black RAL 9005 ¹ |
| Mounting set traffic white |
| front IP20 back IP20 |
| 6300 lm |
| fixture 138 lm/W ² |

LED

| |
|---|
| 3500 K |
| CRI ≥ 90 |
| L80 / 50000 h |
| initial MacAdam ≤ 2 SDCM |
| R _g : 99 R _r : 92 R _{t(1-15)} : 93 |
| MR 0.61 MDER 0.55 |

Optical

| |
|---|
| flood beam angle 39° |
| PstLM ≤ 1.0 ³ SVM ≤ 0.4 ³ |

Electrical

| |
|------------------------------|
| DALI-2 1 DALI Addr. |
| PC2 220-240 V |
| system 51 W fixture 22.7 W |
| total fixtures 45 W |
| 650 mA |

Physical

| |
|---|
| length 218 mm width 118 mm height 99 mm |
| 0.73 kg |

Cutout

| |
|--|
| diameter 105 mm length 205 mm width 105 mm |
| min. ceiling thickness 2 mm max. ceiling thickness 25 mm |
| recessed depth 160 mm |

¹ RAL code
² incl. consideration of optical losses & internal control unit losses
³ Value of containing product at full load (undimmed)

Installation instructions



Lighting calculator

