


# TWIST 100

trim

048-1121218M 048-2796317 002-90780



Project / Type
Notes
Count / Date



Round recessed spotlight in die-cast aluminium; 1 lamp; surface jet black powder coated; installation without tools in mounting set due to patented ball catch system; with trim traffic white; suitable for ceiling thickness of 2-25 mm; 360° rotatable and 45° tiltable outward; passive cooling of the LEDs through improved heat sink geometry; with COB (Chip on Board) technology for maximum efficiency; no appearance of multiple shadows; light colour 3500 K; binning initial MacAdam ≤ 2 SDCM; CRI ≥ 90; min. 80% of luminous flux after 50000 operating hours; energy efficient LEDs with high CRI; including high quality aluminium reflector with spherical reflector; high gloss anodised; neutral colour reflection through absolute freedom from interference colour; for brilliant object staging; precise radiation characteristic with 27° beam; optical attachments available as accessories; optical attachments can be combined; degree of protection IP20; PC2; 220-240 V; incl. converter, non dimmable; through wiring connection box, 3-pole or 5-pole, available as an accessory; accessories are listed separately; light source replaceable by an authorized professional; control gear replaceable by an authorized professional;

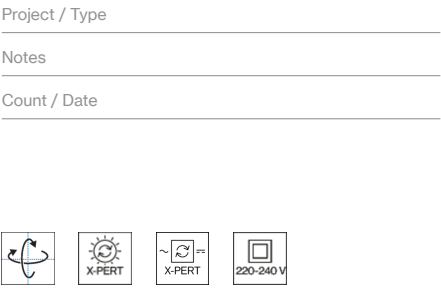
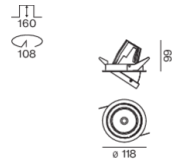
## Light distribution



medium 27°

h (m)	EO° (lx)	ø (m)
1	10200	0.49
2	2600	0.97
3	1100	1.46
4	600	1.95
5	400	2.43

## Product drawing



## General

Ceiling   Recessed
tilt max 45°
rotation 360°
jet black   RAL 9005
Mounting set traffic white
front IP20   back IP20
3190 lm
fixture 140 lm/W <sup>1</sup>

## LED

3500 K
CRI ≥ 90
L80 / 50000 h
initial MacAdam ≤ 2 SDCM
R <sub>g</sub> : 99   R <sub>r</sub> : 92   R <sub>t[1-15]</sub> : 93
MR 0.61   MDER 0.55

## Optical

medium   beam angle 27°
PstLM ≤ 1.0 <sup>2</sup>   SVM ≤ 0.4 <sup>2</sup>

## Electrical

non DIM
PC2   220-240 V
system 25.3 W   fixture 22.7 W
650 mA

## Physical

diameter 118 mm   height 99 mm
0.46 kg

## Cutout

diameter 108 mm
min. ceiling thickness 2 mm   max. ceiling thickness 25 mm
recessed depth 160 mm

<sup>1</sup> incl. consideration of optical losses & internal control unit losses  
<sup>2</sup> Value of containing product at full load (undimmed)

## Installation instructions



## Lighting calculator

