

# TWIST 100

trim


048-1121217F 048-2796318 002-90780



Project / Type

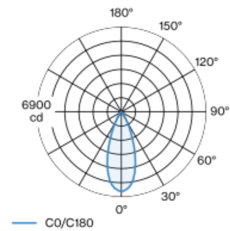
Notes

Count / Date



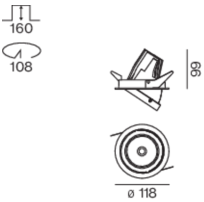
Round recessed spotlight in die-cast aluminium; 1 lamp; surface white powder coated; installation without tools in mounting set due to patented ball catch system; with trim jet black; suitable for ceiling thickness of 2-25 mm; 360° rotatable and 45° tiltable outward; passive cooling of the LEDs through improved heat sink geometry; with COB (Chip on Board) technology for maximum efficiency; no appearance of multiple shadows; light colour 3500 K; binning initial MacAdam ≤ 2 SDCM; CRI ≥ 90; min. 80% of luminous flux after 50000 operating hours; energy efficient LEDs with high CRI; including high quality aluminium reflector with spherical reflector; high gloss anodised; neutral colour reflection through absolute freedom from interference colour; for brilliant object staging; precise radiation characteristic with 39° beam; optical attachments available as accessories; optical attachments can be combined; degree of protection IP20; PC2; 220-240 V; incl. converter, non dimmable; through wiring connection box, 3-pole or 5-pole, available as an accessory; accessories are listed separately; light source replaceable by an authorized professional; control gear replaceable by an authorized professional;

## Light distribution



h (m)	EO° (lx)	ø (m)
1	6470	0.70
2	1620	1.40
3	720	2.10
4	400	2.80
5	260	3.50

## Product drawing



## General

Ceiling | Recessed

tilt max 45°

rotation 360°

white | RAL 9016 <sup>1</sup>

Mounting set jet black

front IP20 | back IP20

3150 lm

fixture 138 lm/W <sup>2</sup>

## LED

3500 K

CRI ≥ 90

L80 / 50000 h

initial MacAdam ≤ 2 SDCM

R<sub>g</sub>: 99 | R<sub>r</sub>: 92 | R<sub>[1-15]</sub>: 93

MR 0.61 | MDER 0.55

## Optical

flood | beam angle 39°

PstLM ≤ 1.0 <sup>3</sup> | SVM ≤ 0.4 <sup>3</sup>

## Electrical

non DIM

PC2 | 220-240 V

system 25.3 W | fixture 22.7 W

650 mA

## Physical

diameter 118 mm | height 99 mm

0.45 kg

## Cutout

diameter 108 mm

min. ceiling thickness 2 mm | max. ceiling thickness 25 mm

recessed depth 160 mm

<sup>1</sup> RAL code

<sup>2</sup> incl. consideration of optical losses & internal control unit losses

<sup>3</sup> Value of containing product at full load (undimmed)

## Installation instructions



## Lighting calculator

