

TWIST 100

trim


048-1121217F 048-2796318 002-90789



Project / Type

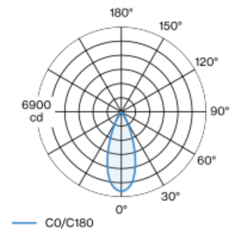
Notes

Count / Date



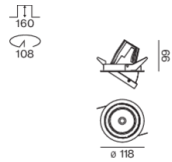
Round recessed spotlight in die-cast aluminium; 1 lamp; surface traffic white powder coated; installation without tools in mounting set due to patented ball catch system; with trim jet black; suitable for ceiling thickness of 2-25 mm; 360° rotatable and 45° tiltable outward; passive cooling of the LEDs through improved heat sink geometry; with COB (Chip on Board) technology for maximum efficiency; no appearance of multiple shadows; light colour 3500 K; binning initial MacAdam ≤ 2 SDCM; CRI ≥ 90; min. 80% of luminous flux after 50000 operating hours; energy efficient LEDs with high CRI; including high quality aluminium reflector with spherical reflector; high gloss anodised; neutral colour reflection through absolute freedom from interference colour; for brilliant object staging; precise radiation characteristic with 39° beam; optical attachments available as accessories; optical attachments can be combined; degree of protection IP20; PC2; 220-240 V; incl. DALI-2 converter; through wiring connection box, 3-pole or 5-pole, available as an accessory; accessories are listed separately; light source replaceable by an authorized professional; control gear replaceable by an authorized professional;

Light distribution



h (m)	EO° (lx)	ø (m)
1	6470	0.70
2	1620	1.40
3	720	2.10
4	400	2.80
5	260	3.50

Product drawing



General

Ceiling | Recessed

tilt max 45°

rotation 360°

traffic white | RAL 9016

Mounting set jet black

front IP20 | back IP20

3150 lm

fixture 138 lm/W ¹

LED

3500 K

CRI ≥ 90

L80 / 50000 h

initial MacAdam ≤ 2 SDCM

R_g: 99 | R_r: 92 | R_[1-15]: 93

MR 0.61 | MDER 0.55

Optical

flood | beam angle 39°

PstLM ≤ 1.0 ² | SVM ≤ 0.4 ²

Electrical

DALI-2 | 1 DALI Addr.

PC2 | 220-240 V

system 25.3 W | fixture 22.7 W

650 mA

Physical

diameter 118 mm | height 99 mm

0.61 kg

Cutout

diameter 108 mm

min. ceiling thickness 2 mm | max. ceiling thickness 25 mm

recessed depth 160 mm

¹ incl. consideration of optical losses & internal control unit losses
² Value of containing product at full load (undimmed)

Installation instructions



Lighting calculator



TWIST 100

trim

048-1121217F 048-2796318 002-90789



Project / Type

Notes

Count / Date

Maintenance Factors

Operating Time [h]	10 000	20 000	30 000	40 000	50 000
LLMF	0.977	0.94	0.905	0.871	0.838
LSF	1	1	1	1	1
MF	LMF × RSMF × LLMF × LSF		RSMF ^a Room Surface Maintenance Factor		
MF	Maintenance Factor		LLMF Lamp Lumens Maintenance Factor		
LMF ^a	Luminaire Maintenance Factor		LSF Lamp Survival Factor		

^a According to "CIE 97, Maintenance of indoor electric lighting systems", 2005, ISBN 3-900-734-34-8. The values must be determined by the planner.

Circuit Breaker Types

Automatic Circuit Breaker Type	Number of Fixtures
B10	18
B16	30
C10	23
C16	36

Components

MOUNTING SET with trim 1 lamp

TYPE	COLOUR	Ø (MM)	ARTICLE NUMBER(S)
for intermediate ceilings	jet black	118	048-2796318



POWER SUPPLY

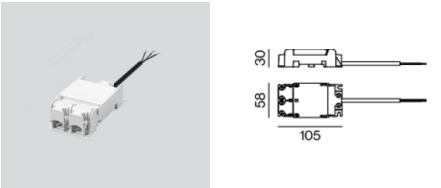
L-W-H (MM)	ARTICLE NUMBER(S)
143-43-30	002-90789



Mounting accessories

THROUGH WIRING CONNECTION BOX


TYPE	L-W-H (MM)	ARTICLE NUMBER(S)
non DIM cable ø 4 – 12 mm	105-58-30	005-2531110
DALI cable ø 4 – 12 mm	105-58-30	005-2551110



Optical accessories

HONEYCOMB LOUVER

Ø (MM)	ARTICLE NUMBER(S)
75	080-6401118



TWIST 100

trim

048-1121217F 048-2796318 002-90789



Project / Type

Notes

Count / Date

Optical accessories

LINEAR PRISMATIC LENS

Ø (MM)
75

ARTICLE NUMBER(S)
080-6402110P



Optical accessories

SNOOT short

Ø (MM)
66

ARTICLE NUMBER(S)
080-6403118



SNOOT medium

Ø (MM)
66

ARTICLE NUMBER(S)
080-6403218



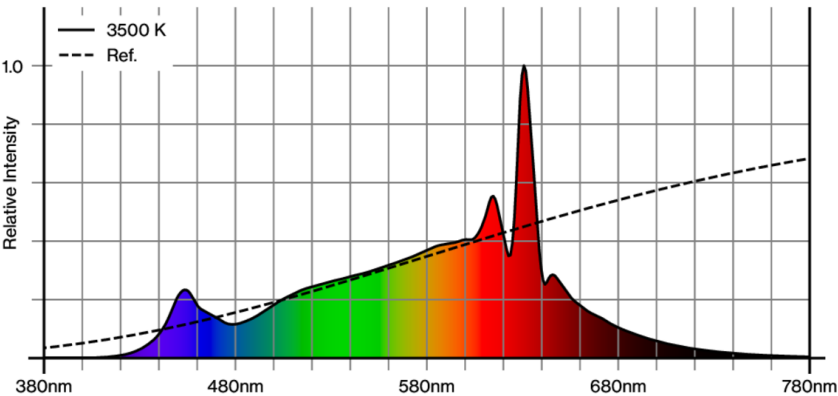
SNOOT angle

Ø (MM)
66

ARTICLE NUMBER(S)
080-6403318



Colour rendering



TWIST 100

trim

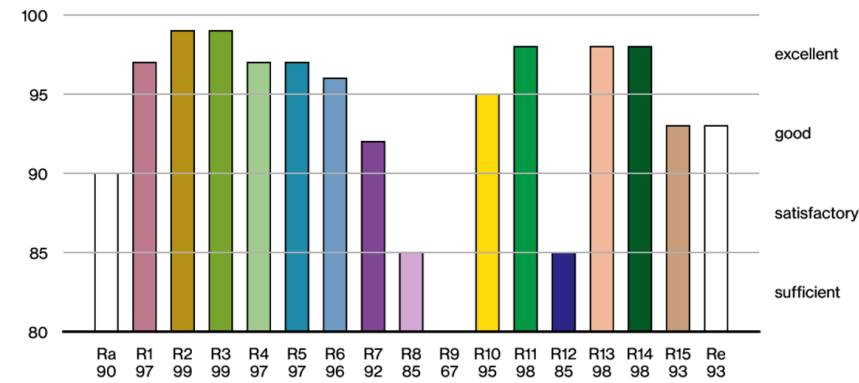
048-1121217F 048-2796318 002-90789



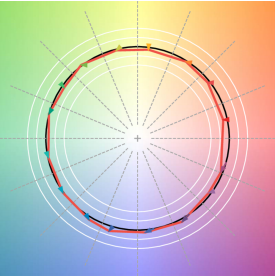
Project / Type

Notes

Count / Date



TM30 colour vector graphic



The black line represents the black body reference. The red line indicates the results of the test light source. The deviation from the test light source to the reference is shown and is marked by arrows. The shorter the arrows, the higher the color rendering.

