

BO 45 base surface 1 lamp


049-633071XM



Project / Type

Notes

Count / Date



Surface mounted spotlight made of aluminium; 1 lamp; cylindrical spotlight head; surface special colours powder coated; 350° rotatable and 90° tiltable; surface mounted housing in aluminium incl. converter; mounting plate with pre-assembled converter unit can be pre-mounted; luminaire housing can be attached without tools by interlock; passive cooling of the LEDs through improved heat sink geometry; with COB (Chip on Board) technology for maximum efficiency; no appearance of multiple shadows; light colour 3500 K; binning initial MacAdam ≤ 2 SDCM; CRI ≥ 90; min. 80% of luminous flux after 50000 operating hours; energy efficient LEDs with high CRI; high quality, aluminium, vapour deposition coated reflector with faceted lens design; precise radiation characteristic with 24° beam; good glare control through recessed light point level; optical attachment available as accessory; accessories are listed separately; degree of protection IP20; PC1; 220-240 V; incl. converter, non dimmable; luminaire for through wiring; light source replaceable by an authorized professional; control gear replaceable by an authorized professional;



General

Ceiling | Surface

tilt max 90°

rotation 350°

special colours

IP20

1430 lm

LED

3500 K

CRI ≥ 90

L80 / 50000 h

initial MacAdam ≤ 2 SDCM

R_g: 99 | R_f: 90 | R_{t(1-15)}: 89

MR 0.7 | MDER 0.64

Optical

medium | beam angle 24°

Electrical

non DIM

PC1 | 220-240 V

system 15.7 W

system 91 lm/W ¹

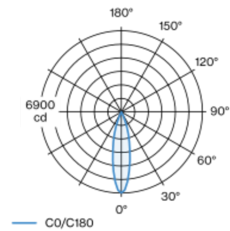
Physical

length 180 mm | width 55 mm | height 163 mm

0.5 kg

¹ incl. consideration of optical losses, internal control unit losses & operating device efficiency

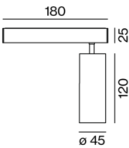
Light distribution



medium 24°

h (m)	EO° (lx)	ø (m)
1	6890	0.43
2	1720	0.86
3	770	1.30
4	430	1.73
5	280	2.16

Product drawing



Installation instructions



Lighting calculator

