

# VARO 80 S

track  
180-6424037S



Project / Type

Notes

Count / Date



Track light made of die-cast aluminium; surface traffic white powder coated; 355° rotatable and 90° tiltable; integrated converter in the plastic adapter; passive cooling of the LEDs through improved heat sink geometry; with COB (Chip on Board) technology for maximum efficiency; no appearance of multiple shadows; light colour 3000 K; binning initial MacAdam ≤ 2 SDCM; CRI ≥ 90; min. 80% of luminous flux after 50000 operating hours; energy efficient LEDs with high CRI; including high quality aluminium reflector with spherical reflector; high gloss anodised; neutral colour reflection through absolute freedom from interference colour; for brilliant object staging; precise radiation characteristic with 20° beam; installed and exchanged without tools; optical attachments available as accessories; optical attachments can be combined; accessories are listed separately; degree of protection IP20; PC2; 220-240 V; incl. DALI-2 converter; adapter for toolless insertion or movement on a variety of 3-phase power tracks; light source replaceable by an authorized professional; control gear replaceable by an authorized professional;



General

Ceiling | Track

tilt max 90°

rotation 355°

traffic white | RAL 9016

IP20

1880 lm

LED

3000 K

CRI ≥ 90

L80 / 50000 h

initial MacAdam ≤ 2 SDCM

R<sub>g</sub>: 98 | R<sub>f</sub>: 91 | R<sub>(1-15)</sub>: 93

MR 0.54 | MDER 0.49

Optical

spot | beam angle 20°

PstLM ≤ 1.0 <sup>1</sup> | SVM ≤ 0.4 <sup>1</sup>

Electrical

DALI-2 | 1 DALI Addr.

PC2 | 220-240 V

system 13.0 W

system 145 lm/W <sup>2</sup>

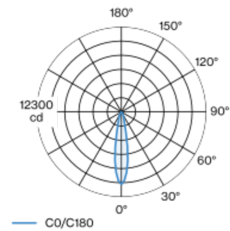
Physical

diameter 87 mm | height 80 mm

0.5 kg

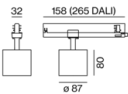
<sup>1</sup> Value of containing product at full load (undimmed)  
<sup>2</sup> incl. consideration of optical losses, internal control unit losses & operating device efficiency

## Light distribution



spot 20°			
h (m)	EO° (lx)	ø (m)	
1	10500	0.34	
2	2600	0.69	
3	1200	1.03	
4	700	1.38	
5	400	1.72	

## Product drawing



## Installation instructions



## Lighting calculator



# VARO 80 S

track  
180-6424037S



Project / Type

Notes

Count / Date

## Maintenance Factors

Operating Time [h]	10 000	20 000	30 000	40 000	50 000
LLMF	0.977	0.94	0.905	0.871	0.838
LSF	1	1	1	1	1
MF	LMF × RSMF × LLMF × LSF		RSMF <sup>a</sup>	Room Surface Maintenance Factor	
MF	Maintenance Factor		LLMF	Lamp Lumens Maintenance Factor	
LMF <sup>a</sup>	Luminaire Maintenance Factor		LSF	Lamp Survival Factor	

<sup>a</sup> According to "CIE 97, Maintenance of indoor electric lighting systems", 2005, ISBN 3-900-734-34-8. The values must be determined by the planner.

## Circuit Breaker Types

Automatic Circuit Breaker Type	Number of Fixtures
B13	42
B16	53
B20	66
C13	71
C16	90
C20	110

## Optical accessories

### HONEYCOMB LOUVER

Ø (MM)  
75

ARTICLE NUMBER(S)  
080-6401118



## Optical accessories

### LINEAR PRISMATIC LENS

Ø (MM)  
75

ARTICLE NUMBER(S)  
080-6402110P



# VARO 80 S

track  
180-6424037S



Project / Type

Notes

Count / Date

## Optical accessories

### SNOOT short

Ø (MM)

66

ARTICLE NUMBER(S)

080-6403118



### SNOOT medium

Ø (MM)

66

ARTICLE NUMBER(S)

080-6403218



### SNOOT angle

Ø (MM)

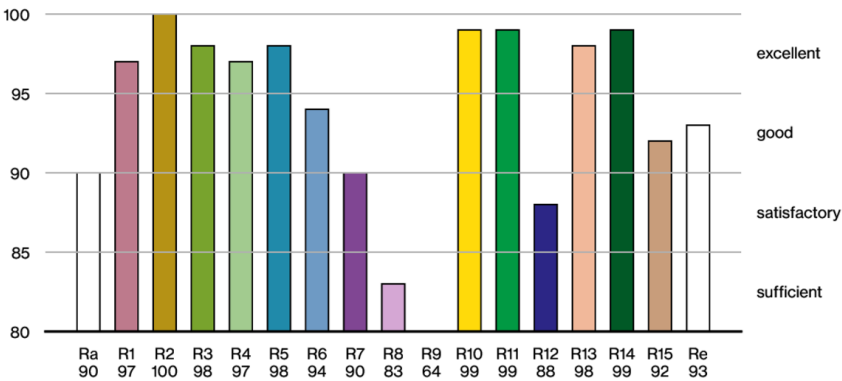
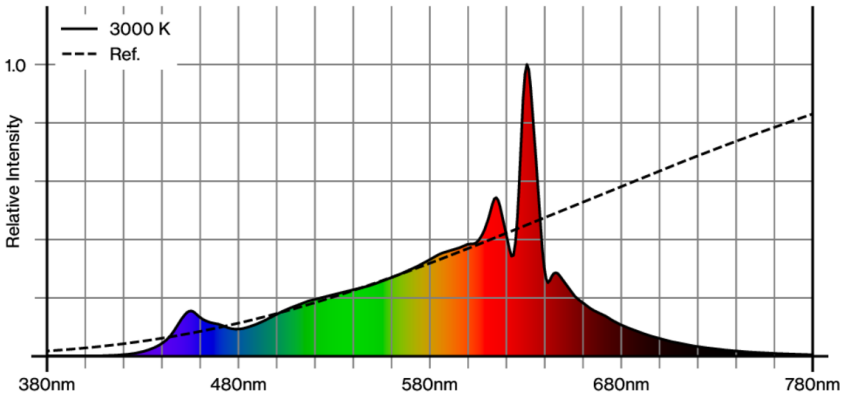
66

ARTICLE NUMBER(S)

080-6403318



## Colour rendering



[180-6424037S] The technical data represent rated values for an ambient temperature of 25°C. The data values for the luminous flux are initially subject to a tolerance of +/- 10%, those for the electrical connected load are initially subject to a tolerance of +/- 10%, and those for the colour temperature are initially subject to a tolerance of +/- 150 K. No liability is assumed for typographical or printing errors. The general terms and conditions of XAL GmbH apply.  
© XAL GmbH · Auer-Welsbach-Gasse 36 · 8055 Graz · Austria · [www.xal.com](http://www.xal.com)

03.08.2025

# VARO 80 S

track  
180-6424037S

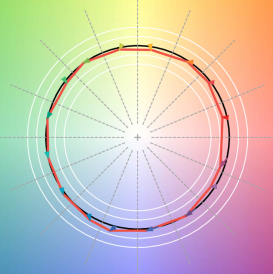


Project / Type

Notes

Count / Date

## TM30 colour vector graphic



The black line represents the black body reference. The red line indicates the results of the test light source. The deviation from the test light source to the reference is shown and is marked by arrows. The shorter the arrows, the higher the color rendering.

