

VARO 80 S

track
180-6424038M



Project / Type

Notes

Count / Date



Track light made of die-cast aluminium; surface jet black powder coated; 355° rotatable and 90° tiltable; integrated converter in the plastic adapter; passive cooling of the LEDs through improved heat sink geometry; with COB (Chip on Board) technology for maximum efficiency; no appearance of multiple shadows; light colour 3000 K; binning initial MacAdam ≤ 2 SDCM; CRI ≥ 90; min. 80% of luminous flux after 50000 operating hours; energy efficient LEDs with high CRI; including high quality aluminium reflector with spherical reflector; high gloss anodised; neutral colour reflection through absolute freedom from interference colour; for brilliant object staging; precise radiation characteristic with 27° beam; installed and exchanged without tools; optical attachments available as accessories; optical attachments can be combined; accessories are listed separately; degree of protection IP20; PC2; 220-240 V; incl. DALI-2 converter; adapter for toolless insertion or movement on a variety of 3-phase power tracks; light source replaceable by an authorized professional; control gear replaceable by an authorized professional;



General

Ceiling | Track

tilt max 90°

rotation 355°

jet black | RAL 9005

IP20

1920 lm

LED

3000 K

CRI ≥ 90

L80 / 50000 h

initial MacAdam ≤ 2 SDCM

R_g: 98 | R_f: 91 | R₍₁₋₁₅₎: 93

MR 0.54 | MDER 0.49

Optical

medium | beam angle 27°

PstLM ≤ 1.0 ¹ | SVM ≤ 0.4 ¹

Electrical

DALI-2 | 1 DALI Addr.

PC2 | 220-240 V

system 13.0 W

system 148 lm/W ²

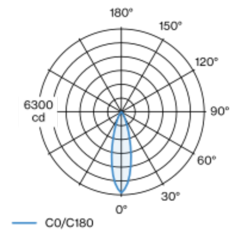
Physical

diameter 87 mm | height 80 mm

0.5 kg

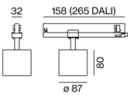
¹ Value of containing product at full load (undimmed)
² incl. consideration of optical losses, internal control unit losses & operating device efficiency

Light distribution



medium 27°		
h (m)	EO° (lx)	ø (m)
1	6150	0.49
2	1540	0.97
3	680	1.46
4	380	1.95
5	250	2.43

Product drawing



Installation instructions



Lighting calculator



VARO 80 S

track
180-6424038M



Project / Type

Notes

Count / Date

Maintenance Factors

Operating Time [h]	10 000	20 000	30 000	40 000	50 000
LLMF	0.977	0.94	0.905	0.871	0.838
LSF	1	1	1	1	1

MF	LMF × RSMF × LLMF × LSF	RSMF ^a	Room Surface Maintenance Factor
MF	Maintenance Factor	LLMF	Lamp Lumens Maintenance Factor
LMF ^a	Luminaire Maintenance Factor	LSF	Lamp Survival Factor

^a According to "CIE 97, Maintenance of indoor electric lighting systems", 2005, ISBN 3-900-734-34-8. The values must be determined by the planner.

Circuit Breaker Types

Automatic Circuit Breaker Type	Number of Fixtures
B13	42
B16	53
B20	66
C13	71
C16	90
C20	110

Optical accessories

HONEYCOMB LOUVER

Ø (MM)
75

ARTICLE NUMBER(S)
080-6401118



Optical accessories

LINEAR PRISMATIC LENS

Ø (MM)
75

ARTICLE NUMBER(S)
080-6402110P



VARO 80 S

track
180-6424038M



Project / Type

Notes

Count / Date

Optical accessories

SNOOT short

Ø (MM)

66

ARTICLE NUMBER(S)

080-6403118



SNOOT medium

Ø (MM)

66

ARTICLE NUMBER(S)

080-6403218



SNOOT angle

Ø (MM)

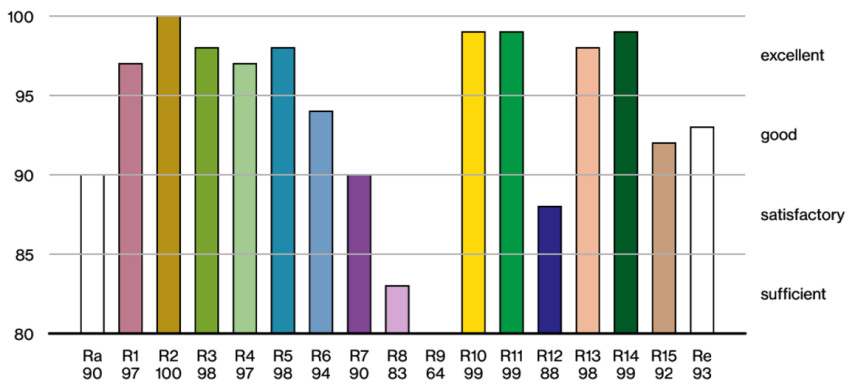
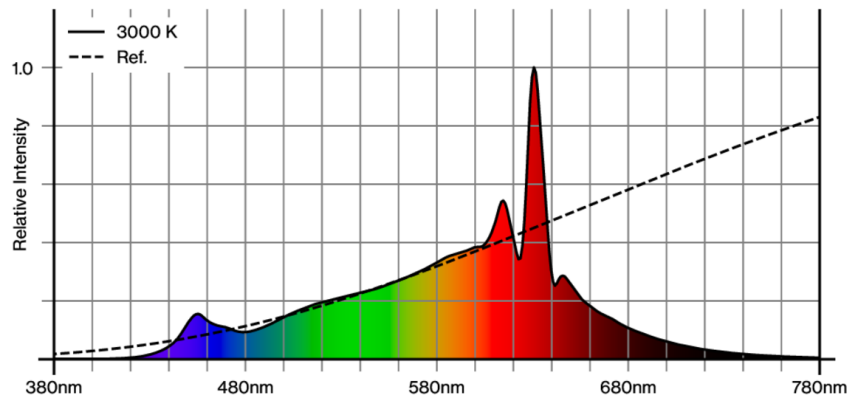
66

ARTICLE NUMBER(S)

080-6403318



Colour rendering



[180-6424038M] The technical data represent rated values for an ambient temperature of 25°C. The data values for the luminous flux are initially subject to a tolerance of +/- 10%, those for the electrical connected load are initially subject to a tolerance of +/- 10%, and those for the colour temperature are initially subject to a tolerance of +/- 150 K. No liability is assumed for typographical or printing errors. The general terms and conditions of XAL GmbH apply.
© XAL GmbH · Auer-Welsbach-Gasse 36 · 8055 Graz · Austria · www.xal.com

03.08.2025

VARO 80 S

track
180-6424038M

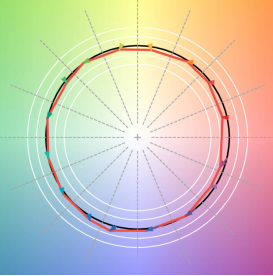


Project / Type

Notes

Count / Date

TM30 colour vector graphic



The black line represents the black body reference. The red line indicates the results of the test light source. The deviation from the test light source to the reference is shown and is marked by arrows. The shorter the arrows, the higher the color rendering.