

BO 32

intrack 2 lamps


180-7140737M



Project / Type

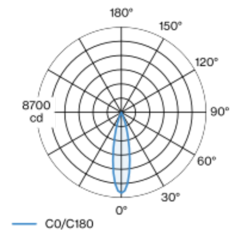
Notes

Count / Date



Tracked spotlight in die-cast aluminium with 3-phase adapter; classic style in elegant design for discerning requirements; 2 lamps; cylindrical spotlight heads; surface white powder coated; spotlight head 360° rotatable and 90° tiltable; converter integrated in the power track adapter; passive cooling of the LEDs through improved heat sink geometry; with COB (Chip on Board) technology for maximum efficiency; no appearance of multiple shadows; light colour 3500 K; binning initial MacAdam  $\leq 2$  SDCM; CRI  $\geq 90$ ; min. 80% of luminous flux after 50000 operating hours; energy efficient LEDs with high CRI; high quality, aluminium, vapour deposition coated reflector with faceted lens design; precise radiation characteristic with 24° beam; good glare control through recessed light point level; optical attachment available as accessory; accessories are listed separately; degree of protection IP20; PC2; 220-240 V; adapter for toolless insertion or movement on a variety of 3-phase power tracks; adapter flush with the power track; incl. DALI-2 converter; flicker-free visual comfort through analogue current control (minimum value 1%); light source replaceable by an authorized professional; control gear replaceable by an authorized professional;

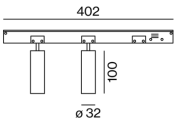
Light distribution



medium 24°

h (m)	EO <sup>3</sup> (lx)	ø (m)
1	4110	0.42
2	1030	0.83
3	460	1.25
4	260	1.67
5	160	2.09

Product drawing



General

Ceiling | Track

tilt max 90°

rotation 360°

white | RAL 9016 <sup>1</sup>

IP20

1550 lm

LED

3500 K

CRI  $\geq 90$

L80 / 50000 h

initial MacAdam  $\leq 2$  SDCM

R<sub>g</sub>: 97 | R<sub>f</sub>: 90 | R<sub>f(1-15)</sub>: 89

MR 0.7 | MDER 0.63

Optical

medium | beam angle 24°

PstLM  $\leq 1.0$ <sup>2 3 4 5</sup> | SVM  $\leq 0.4$ <sup>2 3 4 5</sup>

Electrical

DALI-2 | 1 DALI Addr.

PC2 | 220-240 V

system 20.6 W

system 75 lm/W <sup>6</sup>

Physical

diameter 32 mm | height 100 mm

<sup>1</sup> RAL code <sup>2</sup> wallwasher lens BO 32 007-1965760  
<sup>3</sup> soft lens BO 32 007-1965960 <sup>4</sup> oval lens BO 32 007-1965860  
<sup>5</sup> Value of containing product at full load (undimmed)  
<sup>6</sup> incl. consideration of optical losses, internal control unit losses & operating device efficiency

Installation instructions



Lighting calculator

