

BO 32


intrack 3 lamps
180-715073XS



Project / Type

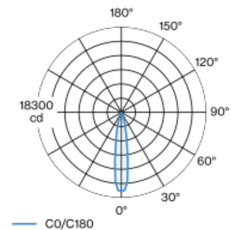
Notes

Count / Date



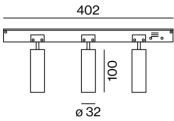
Tracked spotlight in die-cast aluminium with 3-phase adapter; classic style in elegant design for discerning requirements; 3 lamps; cylindrical spotlight heads; surface special colours powder coated; spotlight head 360° rotatable and 90° tiltable; converter integrated in the power track adapter; passive cooling of the LEDs through improved heat sink geometry; with COB (Chip on Board) technology for maximum efficiency; no appearance of multiple shadows; light colour 3500 K; binning initial MacAdam ≤ 2 SDCM; CRI ≥ 90 ; min. 80% of luminous flux after 50000 operating hours; energy efficient LEDs with high CRI; high quality, aluminium, vapour deposition coated reflector with faceted lens design; precise radiation characteristic with 18° beam; good glare control through recessed light point level; optical attachment available as accessory; accessories are listed separately; degree of protection IP20; PC2; 220-240 V; adapter for toolless insertion or movement on a variety of 3-phase power tracks; adapter flush with the power track; incl. DALI-2 converter; flicker-free visual comfort through analogue current control (minimum value 1%); light source replaceable by an authorized professional; control gear replaceable by an authorized professional;

Light distribution



spot 18°		
h (m)	E0° (lx)	ø (m)
1	5620	0.32
2	1400	0.63
3	620	0.95
4	350	1.27
5	220	1.58

Product drawing



General

Ceiling | Track

tilt max 90°

rotation 360°

special colours

IP20

2230 lm

LED

3500 K

CRI ≥ 90

L80 / 50000 h

initial MacAdam ≤ 2 SDCM

R_g: 97 | R_f: 90 | R_{t(1-15)}: 89

MR 0.7 | MDER 0.63

Optical

spot | beam angle 18°

PstLM ≤ 1.0 ^{1 2 3 4} | SVM ≤ 0.4 ^{1 2 3 4}

Electrical

DALI-2 | 1 DALI Addr.

PC2 | 220-240 V

system 32 W

system 70 lm/W⁵

Physical

diameter 32 mm | height 100 mm

¹ wallwasher lens BO 32 007-1965760
² oval lens BO 32 007-1965860 ³ soft lens BO 32 007-1965960
⁴ Value of containing product at full load (undimmed)
⁵ incl. consideration of optical losses, internal control unit losses & operating device efficiency

Installation instructions



Lighting calculator



BO 32

intrack 3 lamps
180-715073XS



Project / Type

Notes

Count / Date

Maintenance Factors

Operating Time [h]	10 000	20 000	30 000	40 000	50 000
LLMF	0.964	0.923	0.884	0.847	0.811
LSF	1	1	1	1	1
MF	LMF × RSMF × LLMF × LSF		RSMF ^a	Room Surface Maintenance Factor	
MF	Maintenance Factor		LLMF	Lamp Lumens Maintenance Factor	
LMF ^a	Luminaire Maintenance Factor		LSF	Lamp Survival Factor	

^a According to "CIE 97, Maintenance of indoor electric lighting systems", 2005, ISBN 3-900-734-34-8. The values must be determined by the planner.

Circuit Breaker Types

Automatic Circuit Breaker Type	Number of Fixtures
B10	17
B13	22
B16	28
C10	22
C13	27
C16	35

Optical accessories

HONEYCOMB LOUVER

COLOUR	Ø (MM)	ARTICLE NUMBER(S)
jet black	30	007-1965168



Optical accessories

OVAL LENS

Ø (MM)	ARTICLE NUMBER(S)
30	007-1965860



SOFT LENS

Ø (MM)	ARTICLE NUMBER(S)
30	007-1965960



WALLWASHER LENS

Ø (MM)	ARTICLE NUMBER(S)
30	007-1965760

