

# FRAME 40 reflector

trim system


042-0112137B 042-7002017



Project / Type

Notes

Count / Date



### General

Ceiling , Recessed

traffic white , RAL 9016 <sup>1</sup>

Reflector dark chrome

IP20

2430 lm

2430 lm/m

### LED

4000 K

CRI ≥ 90

L90 / 50000 h

initial MacAdam ≤ 3 SDCM

R<sub>g</sub>: 99 , R<sub>f</sub>: 92 , R<sub>(1-15)</sub>: 90

MR 0.81

MDER 0.74

### Optical

Reflector

symmetric

UGR ≤ 19 , ≥65° <1500 cd/m<sup>2</sup>

P<sub>stLM</sub> ≤ 1.0 <sup>2</sup>

SVM ≤ 0.4 <sup>2</sup>

### Electrical

DALI-2

220-240 V

system 24.4 W

system 100 lm/W<sup>3</sup>

PC1

1 DALI Addr.

24 W/m

### Physical

length 1000 mm

width 55 mm

height 60 mm

1.98 kg

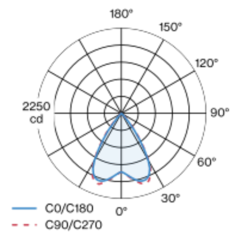
### Cutout

length 1010 mm

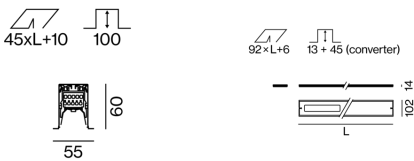
width 45 mm

Luminaire housing made of extruded aluminium profile; recessed light with wrap around edge; for continuous lighting systems; surface traffic white powder coated; luminaire profile can be pre-mounted; pre-assembled power rail for power supply in luminaire profile; voltage tap of the light inset on the power rail; remaining lamp components mounted without tools; LED light inset incl. high gloss reflector with faceted design; Reflector dark chrome; light colour 4000 K; binning initial MacAdam ≤ 3 SDCM; CRI ≥ 90; min. 90% of luminous flux after 50000 operating hours; energy efficient LEDs with high CRI; UGR ≤ 19; VDU compatible workplace luminaire according to DIN EN 12464-1; luminance above 65° ≤ 1500 cd/m²; degree of protection IP20; PC1; 220-240 V; internal wiring in light halogen free; incl. DALI-2 converter; accessories are listed separately; light source replaceable by an authorized professional; control gear replaceable by an authorized professional;

### Light distribution



### Product drawing



<sup>1</sup> RAL code <sup>2</sup> Value of containing product at full load (undimmed)  
<sup>3</sup> incl. consideration of optical losses, internal control unit losses & operating device efficiency

### Installation instructions

