

FRAME 40 reflector

trim system


042-0112137B 042-700201G



Project / Type

Notes

Count / Date



General

Ceiling | Recessed

grey | RAL 9006 ¹

Reflector dark chrome

IP20

2430 lm

2430 lm/m

LED

4000 K

CRI ≥ 90

L90 / 50000 h

initial MacAdam ≤ 3 SDCM

R_g: 99 | R_f: 92 | R₍₁₋₁₅₎: 90

MR 0.81 | MDER 0.74

Optical

Reflector | symmetric

UGR ≤ 19 | ≥65° <1500 cd/m²

PstLM ≤ 1.0 ² | SVM ≤ 0.4 ²

Electrical

DALI-2 | 1 DALI Addr.

PC1 | 220-240 V

system 24.4 W

system 100 lm/W ³

24 W/m

Physical

length 1000 mm | width 55 mm | height 60 mm

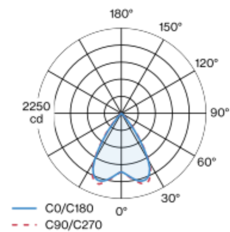
1.98 kg

Cutout

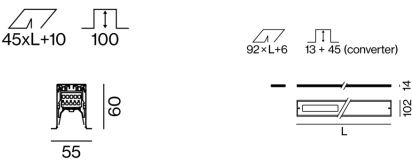
length 1010 mm | width 45 mm

Luminaire housing made of extruded aluminium profile; recessed light with wrap around edge; for continuous lighting systems; surface grey powder coated; luminaire profile can be pre-mounted; pre-assembled power rail for power supply in luminaire profile; voltage tap of the light inset on the power rail; remaining lamp components mounted without tools; LED light inset incl. high gloss reflector with faceted design; Reflector dark chrome; light colour 4000 K; binning initial MacAdam ≤ 3 SDCM; CRI ≥ 90; min. 90% of luminous flux after 50000 operating hours; energy efficient LEDs with high CRI; UGR ≤ 19; VDU compatible workplace luminaire according to DIN EN 12464-1; luminance above 65° ≤ 1500 cd/m²; degree of protection IP20; PC1; 220-240 V; internal wiring in light halogen free; incl. DALI-2 converter; accessories are listed separately; light source replaceable by an authorized professional; control gear replaceable by an authorized professional;

Light distribution



Product drawing



¹ RAL code ² Value of containing product at full load (undimmed)
³ incl. consideration of optical losses, internal control unit losses & operating device efficiency

Installation instructions



Lighting calculator



FRAME 40 reflector

trim system

042-0112137B 042-700201G



Project / Type	
Notes	
Count / Date	

Maintenance Factors

Operating Time [h]	10 000	20 000	30 000	40 000	50 000
LLMF	0.98	0.96	0.94	0.92	0.9
LSF	1	1	1	1	1

MF	LMF × RSMF × LLMF × LSF	RSMF ^a	Room Surface Maintenance Factor
MF	Maintenance Factor	LLMF	Lamp Lumens Maintenance Factor
LMF ^a	Luminaire Maintenance Factor	LSF	Lamp Survival Factor

^a According to "CIE 97, Maintenance of indoor electric lighting systems", 2005, ISBN 3-900-734-34-8. The values must be determined by the planner.

Circuit Breaker Types

Automatic Circuit Breaker Type	Number of Fixtures
B10	36
B13	47
B16	58
C10	36
C13	78
C16	58

Components

INSTALLATION CHANNEL with trim

COLOUR	L-W-H (MM)	ARTICLE NUMBER(S)
white aluminium	1000-55-60	042-700201G



Mounting accessories

END CAPS recessed trim

TYPE	COLOUR	L-W-H (MM)	ARTICLE NUMBER(S)
1 pair	traffic white	55-60-8	042-7090017
1 pair	white aluminium	55-60-8	042-709001G
1 pair	jet black	55-60-8	042-7090018



Mounting accessories

LINEAR CONNECTOR

TYPE	COLOUR	L-W-H (MM)	ARTICLE NUMBER(S)
mechanical	jet black	120-36-14	042-7091110
mechanical & electrical	jet black	120-36-14	042-7091230



OPAL COVER LINEAR CONNECTOR

COLOUR	L-W-H (MM)	ARTICLE NUMBER(S)
pure white	120-36-14	042-1091910



MICROPRISMATIC COVER LINEAR CONNECTOR

COLOUR	L-W-H (MM)	ARTICLE NUMBER(S)
pure white	120-36-14	042-1091810



FRAME 40 reflector

trim system

042-0112137B 042-700201G



Project / Type

Notes

Count / Date

Mounting accessories

MOUNTING BRACKET recessed trim

TYPE	ARTICLE NUMBER(S)
1 piece	042-7092110
25 pieces	042-7092110.25



Electrical accessories

POWER FEEDER UNIT

L-W-H (MM)	ARTICLE NUMBER(S)
80-36-17	042-1093230



Optical accessories

BLIND COVER

COLOUR	ARTICLE NUMBER(S)
traffic white	006-4210017B
jet black	006-4210018B
white aluminium	006-421001GB
traffic white	006-4220017B
jet black	006-4220018B
white aluminium	006-422001GB
traffic white	006-4230017B
jet black	006-4230018B
white aluminium	006-423001GB



CONTINUOUS LINEAR COVER

ARTICLE NUMBER(S)
006-2225010H
006-2206010H

