

MINO 40 reflector

ceiling / suspended system

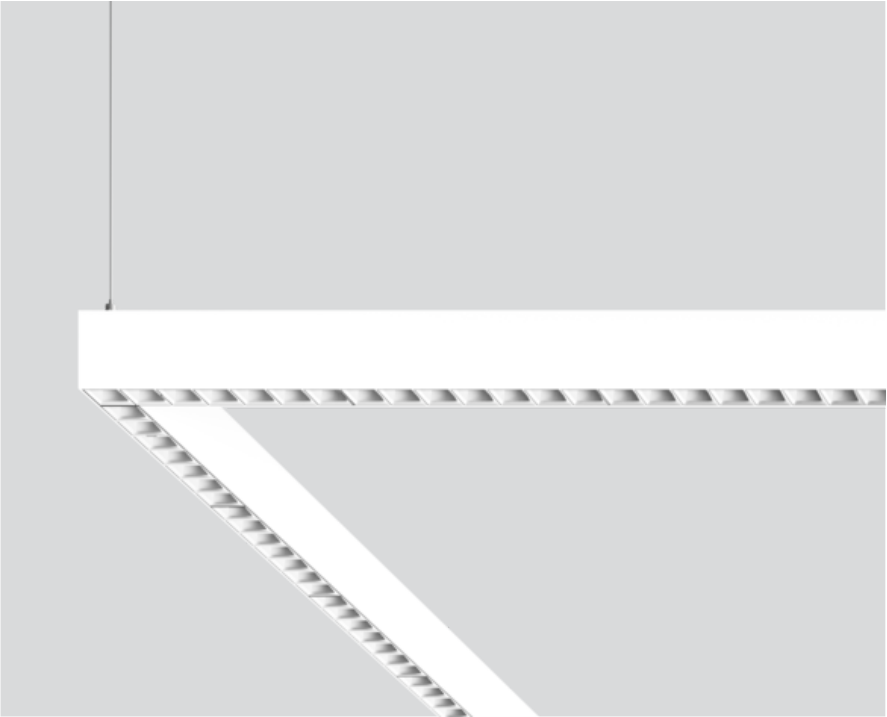
042-0113037R 042-100401W



Project / Type

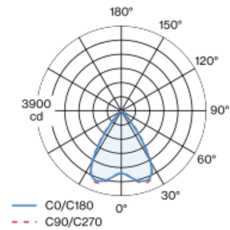
Notes

Count / Date



Luminaire housing made of extruded aluminium profile; angular design; for continuous lighting systems; light tight final end caps made of aluminium (available as an accessory); no visible screws; surface traffic white powder coated; same RAL colour as spotlight modules; for ceiling surface mounting or suspended mounting (1500 mm cable suspension as an accessory); height adjustment without tools; luminaire profile can be pre-mounted; pre-assembled power rail for power supply in luminaire profile; voltage tap of the light inset on the power rail; remaining lamp components mounted without tools; LED light inset incl. high gloss reflector with faceted design; Reflector chrome; light colour 3000 K; binning initial MacAdam ≤ 3 SDCM; CRI ≥ 90 ; min. 90% of luminous flux after 50000 operating hours; energy efficient LEDs with high CRI; UGR ≤ 19 ; VDU compatible workplace luminaire according to DIN EN 12464-1; luminance above 65° ≤ 1500 cd/m²; degree of protection IP20; PC1; 220-240 V; internal wiring in light halogen free; incl. DALI-2 converter; accessories are listed separately; light source replaceable by an authorized professional; control gear replaceable by an authorized professional;

Light distribution



Product drawing



General

Ceiling | Suspended

RAL Traffic white | RAL 9016

Reflector chrome

IP20

4540 lm

3020 lm/m

LED

3000 K

CRI ≥ 90

L90 / 50000 h

initial MacAdam ≤ 3 SDCM

R_g: 99 | R_f: 91 | R₍₁₋₁₅₎: 89

MR 0.61 | MDER 0.55

Optical

Reflector | symmetric

UGR ≤ 19 | $\geq 65^\circ$ < 1500 cd/m²

PstLM ≤ 1.0 ¹ | SVM ≤ 0.4 ¹

Electrical

DALI-2 | 1 DALI Addr.

PC1 | 220-240 V

system 36 W

system 126 lm/W²

24 W/m

Physical

length 1500 mm | width 40 mm | height 65 mm

6.9 kg

¹ Value of containing product at full load (undimmed)
² incl. consideration of optical losses, internal control unit losses & operating device efficiency

Installation instructions



Lighting calculator



MINO 40 reflector

ceiling / suspended system

042-0113037R 042-100401W



Project / Type

Notes

Count / Date

Maintenance Factors

| Operating Time [h] | 10 000 | 20 000 | 30 000 | 40 000 | 50 000 |
|--------------------|------------------------------|--------|---|--------|--------|
| LLMF | 0.98 | 0.96 | 0.94 | 0.92 | 0.9 |
| LSF | 1 | 1 | 1 | 1 | 1 |
| MF | LMF × RSMF × LLMF × LSF | | RSMF ^a Room Surface Maintenance Factor | | |
| MF | Maintenance Factor | | LLMF Lamp Lumens Maintenance Factor | | |
| LMF ^a | Luminaire Maintenance Factor | | LSF Lamp Survival Factor | | |

^a According to "CIE 97, Maintenance of indoor electric lighting systems", 2005, ISBN 3-900-734-34-8. The values must be determined by the planner.

Circuit Breaker Types

| Automatic Circuit Breaker Type | Number of Fixtures |
|--------------------------------|--------------------|
| B10 | 36 |
| B13 | 47 |
| B16 | 58 |
| C10 | 36 |
| C13 | 78 |
| C16 | 58 |

Components

INSTALLATION CHANNEL

| COLOUR | L-W-H (MM) | ARTICLE NUMBER(S) |
|---------------|------------|-------------------|
| traffic white | 2000-40-65 | 042-100401W |



Mounting accessories

END CAPS

| TYPE | COLOUR | L-W-H (MM) | ARTICLE NUMBER(S) |
|--------|-----------------|------------|-------------------|
| 1 pair | pure white | 65-40-4 | 042-1090017 |
| 1 pair | jet black | 65-40-4 | 042-1090018 |
| 1 pair | white aluminium | 65-40-4 | 042-109001G |
| 1 pair | special colours | 65-40-4 | 042-109001X |
| 1 pair | traffic white | 65-40-4 | 042-109001W |



MINO 40 reflector

ceiling / suspended system

042-0113037R 042-100401W



Project / Type

Notes

Count / Date

Mounting accessories

LINEAR CONNECTOR

| TYPE | COLOUR | L-W-H (MM) | ARTICLE NUMBER(S) |
|-------------------------|-----------|------------|-------------------|
| mechanical | jet black | 120-36-14 | 042-7091110 |
| mechanical & electrical | jet black | 120-36-14 | 042-7091230 |



OPAL COVER LINEAR CONNECTOR

| COLOUR | L-W-H (MM) | ARTICLE NUMBER(S) |
|------------|------------|-------------------|
| pure white | 120-36-14 | 042-1091910 |



MICROPRISMATIC COVER LINEAR CONNECTOR

| COLOUR | L-W-H (MM) | ARTICLE NUMBER(S) |
|------------|------------|-------------------|
| pure white | 120-36-14 | 042-1091810 |



Mounting accessories

CEILING FASTENER

| COLOUR | L-W-H (MM) | ARTICLE NUMBER(S) |
|---------------|------------|-------------------|
| traffic white | 67-31-8 | 050-2041117 |
| jet black | 67-31-8 | 050-2041118 |



CABLE SUSPENSION

| COLOUR | ARTICLE NUMBER(S) |
|--------|-------------------|
| chrome | 005-2152110 |



CANOPY

| COLOUR | L-W-H (MM) | ARTICLE NUMBER(S) |
|---------------|------------|-------------------|
| traffic white | 90-90-22 | 005-2311217 |
| jet black | 90-90-22 | 005-2311218 |



MINO 40 reflector

ceiling / suspended system

042-0113037R 042-100401W



Project / Type

Notes

Count / Date

Electrical accessories

POWER FEEDER UNIT

| | |
|------------|-------------------|
| L-W-H (MM) | ARTICLE NUMBER(S) |
| 80-36-17 | 042-1093230 |



Electrical accessories

FEEDER CABLE


| | |
|------------|-------------------|
| COLOUR | ARTICLE NUMBER(S) |
| pure white | 005-2412417 |
| jet black | 005-2412418 |



Optical accessories

BLIND COVER


| | |
|-----------------|-------------------|
| COLOUR | ARTICLE NUMBER(S) |
| traffic white | 006-4210017B |
| jet black | 006-4210018B |
| white aluminium | 006-421001GB |
| traffic white | 006-4220017B |
| jet black | 006-4220018B |
| white aluminium | 006-422001GB |
| traffic white | 006-4230017B |
| jet black | 006-4230018B |
| white aluminium | 006-423001GB |
| special colours | 006-421001XB |
| special colours | 006-422001XB |
| special colours | 006-423001XB |



1
38

CONTINUOUS LINEAR COVER

| |
|-------------------|
| ARTICLE NUMBER(S) |
| 006-2225010H |
| 006-2206010H |



MINO 40 reflector

ceiling / suspended system

042-0113037R 042-100401W

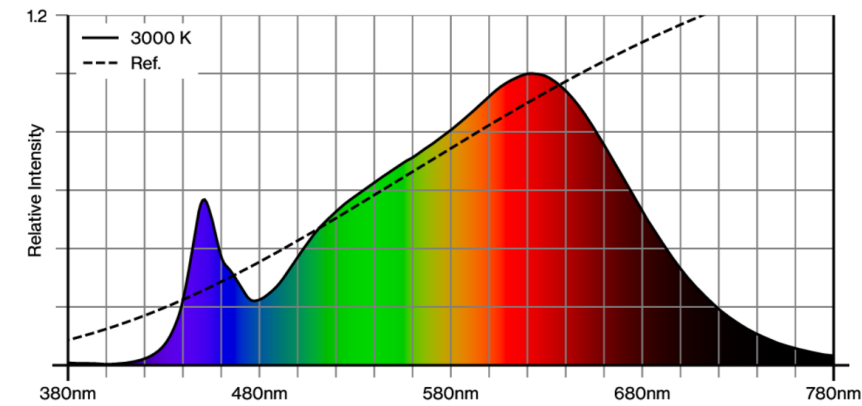


Project / Type

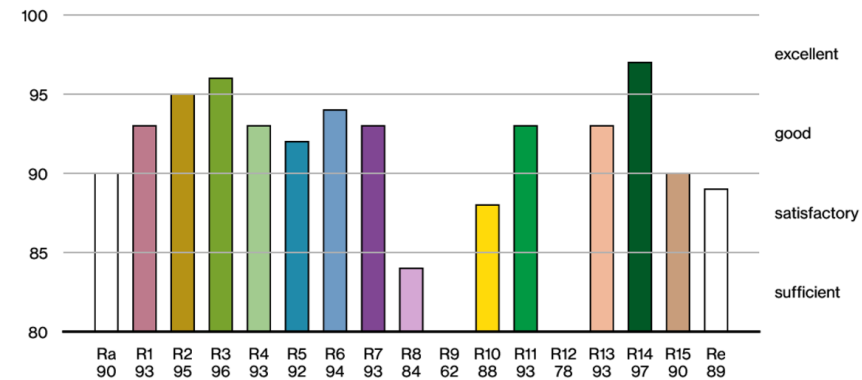
Notes

Count / Date

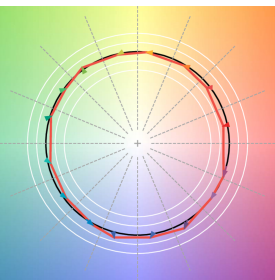
Colour rendering



CRI/R_a ≥ 92 R_e ≥ 89 (3000 K)



TM30 colour vector graphic



The black line represents the black body reference. The red line indicates the results of the test light source. The deviation from the test light source to the reference is shown and is marked by arrows. The shorter the arrows, the higher the color rendering.

