

# MINO 40 reflector

ceiling / suspended system

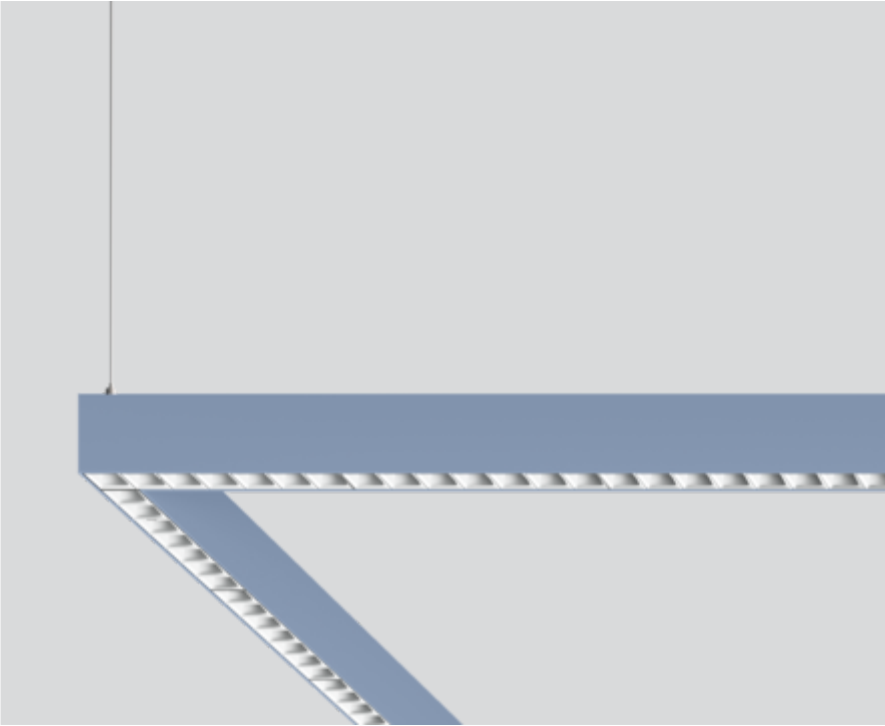
042-0114137R 042-100401X



Project / Type

Notes

Count / Date



### General

Ceiling | Suspended

special colours

Reflector chrome

IP20

6530 lm

3270 lm/m

### LED

4000 K

CRI ≥ 90

L90 / 50000 h

initial MacAdam ≤ 3 SDCM

R<sub>g</sub>: 99 | R<sub>f</sub>: 92 | R<sub>(1-15)</sub>: 90

MR 0.81 | MDER 0.74

### Optical

Reflector | symmetric

UGR ≤ 19 | ≥65° <1500 cd/m²

PstLM ≤ 1.0 <sup>1</sup> | SVM ≤ 0.4 <sup>1</sup>

### Electrical

DALI-2 | 1 DALI Addr.

PC1 | 220-240 V

system 48 W

system 136 lm/W <sup>2</sup>

24 W/m

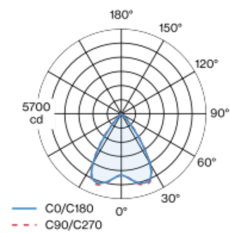
### Physical

length 2000 mm | width 40 mm | height 65 mm

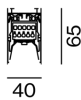
8.8 kg

Luminaire housing made of extruded aluminium profile; angular design; for continuous lighting systems; light tight final end caps made of aluminium (available as an accessory); no visible screws; surface special colours powder coated; for ceiling surface mounting or suspended mounting (1500 mm cable suspension as an accessory); height adjustment without tools; luminaire profile can be pre-mounted; pre-assembled power rail for power supply in luminaire profile; voltage tap of the light inset on the power rail; remaining lamp components mounted without tools; LED light inset incl. high gloss reflector with faceted design; Reflector chrome; light colour 4000 K; binning initial MacAdam ≤ 3 SDCM; CRI ≥ 90; min. 90% of luminous flux after 50000 operating hours; energy efficient LEDs with high CRI; UGR ≤ 19; VDU compatible workplace luminaire according to DIN EN 12464-1; luminance above 65° ≤ 1500 cd/m²; degree of protection IP20; PC1; 220-240 V; internal wiring in light halogen free; incl. DALI-2 converter; accessories are listed separately; light source replaceable by an authorized professional; control gear replaceable by an authorized professional;

### Light distribution



### Product drawing



<sup>1</sup> Value of containing product at full load (undimmed)  
<sup>2</sup> incl. consideration of optical losses, internal control unit losses & operating device efficiency

### Installation instructions



### Lighting calculator



# MINO 40 reflector

ceiling / suspended system

042-0114137R 042-100401X



Project / Type

Notes

Count / Date

## Maintenance Factors

Operating Time [h]	10 000	20 000	30 000	40 000	50 000
LLMF	0.98	0.96	0.94	0.92	0.9
LSF	1	1	1	1	1
MF	LMF × RSMF × LLMF × LSF		RSMF <sup>a</sup>	Room Surface Maintenance Factor	
MF	Maintenance Factor		LLMF	Lamp Lumens Maintenance Factor	
LMF <sup>a</sup>	Luminaire Maintenance Factor		LSF	Lamp Survival Factor	

<sup>a</sup> According to "CIE 97, Maintenance of indoor electric lighting systems", 2005, ISBN 3-900-734-34-8. The values must be determined by the planner.

## Circuit Breaker Types

Automatic Circuit Breaker Type	Number of Fixtures
B10	13
B13	17
B16	21
B20	27
C10	21
C13	28
C16	35
C20	45

## Components

### INSTALLATION CHANNEL

COLOUR	L-W-H (MM)	ARTICLE NUMBER(S)
special colours	2000-40-65	042-100401X



## Mounting accessories

### END CAPS trimless

TYPE	COLOUR	L-W-H (MM)	ARTICLE NUMBER(S)
1 pair	pure white	65-40-4	042-1090017
1 pair	jet black	65-40-4	042-1090018
1 pair	white aluminium	65-40-4	042-109001G
1 pair	special colours	65-40-4	042-109001X
1 pair	traffic white	65-40-4	042-109001W



## Mounting accessories

### LINEAR CONNECTOR

TYPE	COLOUR	L-W-H (MM)	ARTICLE NUMBER(S)
mechanical	jet black	120-36-14	042-7091110
mechanical & electrical	jet black	120-36-14	042-7091230



### OPAL COVER LINEAR CONNECTOR

COLOUR	L-W-H (MM)	ARTICLE NUMBER(S)
pure white	120-36-14	042-1091910



### MICROPRISMATIC COVER LINEAR CONNECTOR

COLOUR	L-W-H (MM)	ARTICLE NUMBER(S)
pure white	120-36-14	042-1091810



# MINO 40 reflector

ceiling / suspended system

042-0114137R 042-100401X



Project / Type

Notes

Count / Date

## Mounting accessories

### CEILING FASTENER

COLOUR	L-W-H (MM)	ARTICLE NUMBER(S)
traffic white	67-31-8	050-2041117
jet black	67-31-8	050-2041118



### CABLE SUSPENSION

COLOUR	ARTICLE NUMBER(S)
chrome	005-2152110



### CANOPY

COLOUR	L-W-H (MM)	ARTICLE NUMBER(S)
traffic white	90-90-22	005-2311217
jet black	90-90-22	005-2311218



## Electrical accessories

### POWER FEEDER UNIT

L-W-H (MM)	ARTICLE NUMBER(S)
80-36-17	042-1093230



## Electrical accessories

### FEEDER CABLE

COLOUR	ARTICLE NUMBER(S)
pure white	005-2412417
jet black	005-2412418



## Optical accessories

### BLIND COVER

COLOUR	ARTICLE NUMBER(S)
traffic white	006-4210017B
jet black	006-4210018B
white aluminium	006-421001GB
traffic white	006-4220017B
jet black	006-4220018B
white aluminium	006-422001GB
traffic white	006-4230017B
jet black	006-4230018B
white aluminium	006-423001GB
special colours	006-421001XB
special colours	006-422001XB
special colours	006-423001XB



### CONTINUOUS LINEAR COVER

ARTICLE NUMBER(S)
006-2225010H
006-2206010H



[“042-0114137R 042-100401X”] The technical data represent rated values for an ambient temperature of 25°C. The data values for the luminous flux are initially subject to a tolerance of +/- 10%, those for the electrical connected load are initially subject to a tolerance of +/- 10%, and those for the colour temperature are initially subject to a tolerance of +/- 150 K. No liability is assumed for typographical or printing errors. The general terms and conditions of XAL GmbH apply.  
© XAL GmbH · Auer-Welsbach-Gasse 36 · 8055 Graz · Austria · [www.xal.com](http://www.xal.com)