

FRAME 40 reflector

trim system

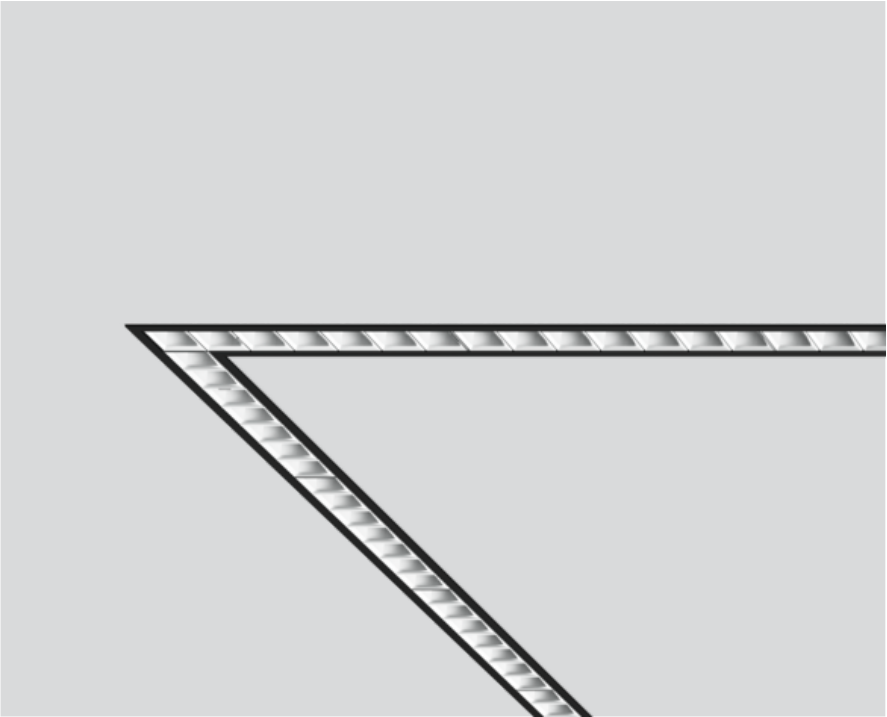
042-0114137R 042-7004018



Project / Type

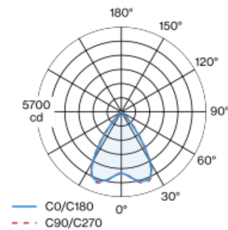
Notes

Count / Date




Luminaire housing made of extruded aluminium profile; recessed light with wrap around edge; for continuous lighting systems; surface jet black powder coated; luminaire profile can be pre-mounted; pre-assembled power rail for power supply in luminaire profile; voltage tap of the light inset on the power rail; remaining lamp components mounted without tools; LED light inset incl. high gloss reflector with faceted design; Reflector chrome; light colour 4000 K; binning initial MacAdam ≤ 3 SDCM; CRI ≥ 90 ; min. 90% of luminous flux after 50000 operating hours; energy efficient LEDs with high CRI; UGR ≤ 19 ; VDU compatible workplace luminaire according to DIN EN 12464-1; luminance above $65^\circ \leq 1500$ cd/m²; degree of protection IP20; PC1; 220-240 V; internal wiring in light halogen free; incl. DALI-2 converter; accessories are listed separately; light source replaceable by an authorized professional; control gear replaceable by an authorized professional;

Light distribution



Product drawing



General

Ceiling | Recessed

jet black | RAL 9005

Reflector chrome

IP20

6530 lm

3270 lm/m

LED

4000 K

CRI ≥ 90

L90 / 50000 h

initial MacAdam ≤ 3 SDCM

R_g: 99 | R_f: 92 | R_{t(1-15)}: 90

MR 0.81 | MDER 0.74

Optical

Reflector | symmetric

UGR ≤ 19 | $\geq 65^\circ < 1500$ cd/m²

PstLM ≤ 1.0 ¹ | SVM ≤ 0.4 ¹

Electrical

DALI-2 | 1 DALI Addr.

PC1 | 220-240 V

system 48 W

system 136 lm/W ²

24 W/m

Physical

length 2000 mm | width 55 mm | height 60 mm

5.3 kg

Cutout

length 2010 mm | width 45 mm

¹ Value of containing product at full load (undimmed)
² incl. consideration of optical losses, internal control unit losses & operating device efficiency

Installation instructions



Lighting calculator

