

FRAME 40 high lumen

trim


042-7122038H



Project / Type

Notes

Count / Date



General

Ceiling , Recessed

black , RAL 9005 ¹

IP20

2100 lm

2100 lm/m

LED

3000 K

CRI ≥ 90

L90 / 50000 h

initial MacAdam ≤ 3 SDCM

R_g: 99 , R_r: 91 , R_{t(1-15)}: 89

MR 0.61

MDER 0.55

Optical

High Performance Opal

opal (lambertsch)

PstLM ≤ 1.0 ²

SVM ≤ 0.4 ²

Electrical

DALI-2

220-240 V

system 18.5 W

system 114 lm/W³

PC1

18 W/m

Physical

trim

length 1019 mm

width 55 mm

height 60 mm

1.7 kg

Cutout

length 1009 mm

width 45 mm

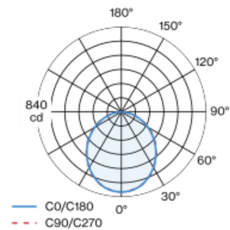
min. ceiling thickness 8 mm

max. ceiling thickness 25 mm

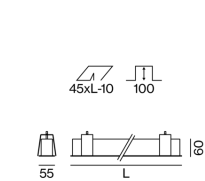
recessed depth 100 mm

Luminaire housing made of extruded aluminium profile; recessed light with wrap around edge; suitable for ceiling thickness of 8-25 mm; surface black powder coated; luminaire profile can be pre-mounted; remaining lamp components mounted without tools; LED light inset consisting of highly reflective lacquered aluminium for improved thermal management; light colour 3000 K; binning initial MacAdam ≤ 3 SDCM; CRI ≥ 90; min. 90% of luminous flux after 50000 operating hours; energy efficient LEDs with high CRI; HPO (High Performance Opal) cover for uniform illumination; degree of protection IP20; PC1; 220-240 V; internal wiring in light halogen free; incl. DALI-2 converter; light source replaceable by an authorized professional; control gear replaceable by an authorized professional;

Light distribution



Product drawing



¹ RAL code ² Value of containing product at full load (undimmed)
³ incl. consideration of optical losses, internal control unit losses & operating device efficiency

Installation instructions



Lighting calculator



FRAME 40 high lumen

trim

042-7122038H



Project / Type

Notes

Count / Date

Maintenance Factors

Operating Time [h]	10 000	20 000	30 000	40 000	50 000
LLMF	0.98	0.96	0.94	0.92	0.9
LSF	1	1	1	1	1
MF	LMF × RSMF × LLMF × LSF		RSMF ^a	Room Surface Maintenance Factor	
MF	Maintenance Factor		LLMF	Lamp Lumens Maintenance Factor	
LMF ^a	Luminaire Maintenance Factor		LSF	Lamp Survival Factor	

^a According to "CIE 97, Maintenance of indoor electric lighting systems", 2005, ISBN 3-900-734-34-8. The values must be determined by the planner.

Circuit Breaker Types

Automatic Circuit Breaker Type	Number of Fixtures
B10	13
B13	17
B16	21
B20	27
C10	21
C13	28
C16	35
C20	45

Mounting accessories

CONCRETE INSTALLATION HOUSING

L·W·H (MM)	ARTICLE NUMBER(S)
1038-57-87	042-7195210
2038-57-87	042-7195410
3038-57-87	042-7195610

