




Project / Type

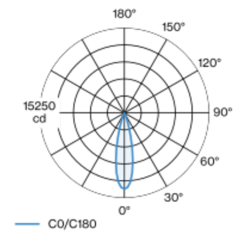
Notes

Count / Date



Spotlight made of aluminium; 2 lamps; cylindrical spotlight heads; surface black powder coated; spotlight head 360° rotatable and 90° tiltable; spotlight can be installed without tools in MINO 40 system or FRAME 40 system; converter integrated in the power track adapter; passive cooling of the LEDs through improved heat sink geometry; with COB (Chip on Board) technology for maximum efficiency; no appearance of multiple shadows; light colour 3000 K; binning initial MacAdam ≤ 2 SDCM; CRI ≥ 90; min. 80% of luminous flux after 50000 operating hours; energy efficient LEDs with high CRI; high quality, aluminium, vapour deposition coated reflector with faceted lens design; precise radiation characteristic with 24° beam; good glare control through recessed light point level; optical attachment available as accessory; accessories are listed separately; degree of protection IP20; PC1; 220-240 V; incl. DALI-2 converter; light source replaceable by an authorized professional; control gear replaceable by an authorized professional;

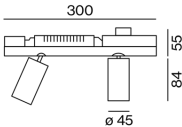
Light distribution



medium 24°

h (m)	EO° (lx)	ø (m)
1	6810	0.43
2	1700	0.86
3	760	1.30
4	430	1.73
5	270	2.16

Product drawing



General

Ceiling | Semi-Recessed

tilt max 90°

rotation 360°

black | RAL 9005 <sup>1</sup>

IP20

2520 lm

LED

3000 K

CRI ≥ 90

L80 / 50000 h

initial MacAdam ≤ 2 SDCM

R<sub>g</sub>: 100 | R<sub>f</sub>: 91 | R<sub>t(1-15)</sub>: 89

MR 0.59 | MDER 0.53

Optical

medium | beam angle 24°

PstLM ≤ 1.0 <sup>2</sup> | SVM ≤ 0.4 <sup>2</sup>

Electrical

DALI-2 | 1 DALI Addr.

PC1 | 220-240 V

system 32 W

system 79 lm/W <sup>3</sup>

Physical

length 300 mm | width 45 mm | height 142 mm

0.62 kg

adapter300 mm

Cutout

diameter 65 mm

min. ceiling thickness 9 mm | max. ceiling thickness 25 mm

recessed depth 230 mm

<sup>1</sup> RAL code <sup>2</sup> Value of containing product at full load (undimmed)  
<sup>3</sup> incl. consideration of optical losses, internal control unit losses & operating device efficiency

Installation instructions



Lighting calculator

