

# MILA reflector

ceiling system


045-9121038B



Project / Type

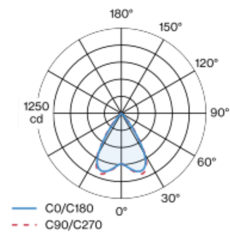
Notes

Count / Date

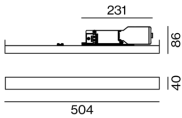


Luminaire housing made of extruded aluminium profile; angular design; for continuous lighting systems; light-tight end caps in aluminium; surface black powder coated; suitable for installation in the HAUFÉ louvre ceiling system; extruded profile for improved thermal management; light colour 3000 K; binning initial MacAdam  $\leq 3$  SDCM; CRI  $\geq 90$ ; min. 90% of luminous flux after 50000 operating hours; energy efficient LEDs with high CRI; high gloss reflector with faceted design; Reflector dark chrome; UGR  $\leq 19$ ; VDU compatible workplace luminaire according to DIN EN 12464-1; luminance above  $65^\circ \leq 1500 \text{ cd/m}^2$ ; degree of protection IP20; PC2; 220-240 V; incl. DALI-2 converter; converter flexible positionable on the luminaire profile; converter suitable for through-wiring; accessories are listed separately; light source replaceable by an authorized professional; control gear replaceable by an authorized professional;

## Light distribution



## Product drawing



## General

Ceiling | Recessed

black | RAL 9005 <sup>1</sup>

Reflector dark chrome

IP20

1160 lm

2320 lm/m

## LED

3000 K

CRI  $\geq 90$

L90 / 50000 h

initial MacAdam  $\leq 3$  SDCM

R<sub>g</sub>: 99 | R<sub>f</sub>: 91 | R<sub>(1-15)</sub>: 89

MR 0.61 | MDER 0.55

## Optical

Reflector | symmetric

UGR  $\leq 19$  |  $\geq 65^\circ < 1500 \text{ cd/m}^2$

PstLM  $\leq 1.0$  <sup>2</sup> | SVM  $\leq 0.4$  <sup>2</sup>

## Electrical

DALI-2 | 1 DALI Addr.

PC2 | 220-240 V

system 13.4 W

system 87 lm/W <sup>3</sup>

27 W/m

## Physical

length 504 mm | width 40 mm | height 86 mm

0.72 kg

<sup>1</sup> RAL code <sup>2</sup> Value of containing product at full load (undimmed)  
<sup>3</sup> incl. consideration of optical losses, internal control unit losses & operating device efficiency

## Installation instructions



## Lighting calculator



# MILA reflector

ceiling system

045-9121038B



Project / Type

Notes

Count / Date

## Maintenance Factors

Operating Time [h]	10 000	20 000	30 000	40 000	50 000
LLMF	0.98	0.96	0.94	0.92	0.9
LSF	1	1	1	1	1
MF	LMF × RSMF × LLMF × LSF		RSMF <sup>a</sup>	Room Surface Maintenance Factor	
MF	Maintenance Factor		LLMF	Lamp Lumens Maintenance Factor	
LMF <sup>a</sup>	Luminaire Maintenance Factor		LSF	Lamp Survival Factor	

<sup>a</sup> According to "CIE 97, Maintenance of indoor electric lighting systems", 2005, ISBN 3-900-734-34-8. The values must be determined by the planner.

## Circuit Breaker Types

Automatic Circuit Breaker Type	Number of Fixtures
B10	37
B16	60
C10	37
C16	60

## Electrical accessories

### ESSENTIAL SENSOR

TYPE	COLOUR	L-W-H (MM)	ARTICLE NUMBER(S)
brightness & presence	traffic white	90-47-55	045-9096017
brightness & presence	jet black	90-47-55	045-9096018



## Optical accessories

### CONTINUOUS LINEAR COVER

ARTICLE NUMBER(S)
006-2206010H
006-2206010Z
006-2225010H
006-2225010Z

