

MILA reflector

ceiling system


045-9123137B



Project / Type

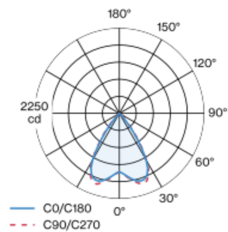
Notes

Count / Date

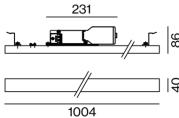


Luminaire housing made of extruded aluminium profile; angular design; for continuous lighting systems; light-tight end caps in aluminium; surface white powder coated; suitable for installation in the HAUFÉ louvre ceiling system; extruded profile for improved thermal management; light colour 4000 K; binning initial MacAdam ≤ 3 SDCM; CRI ≥ 90 ; min. 90% of luminous flux after 50000 operating hours; energy efficient LEDs with high CRI; high gloss reflector with faceted design; Reflector dark chrome; UGR ≤ 19 ; VDU compatible workplace luminaire according to DIN EN 12464-1; luminance above $65^\circ \leq 1500 \text{ cd/m}^2$; degree of protection IP20; PC2; 220-240 V; incl. DALI-2 converter; converter flexible positionable on the luminaire profile; converter suitable for through-wiring; accessories are listed separately; light source replaceable by an authorized professional; control gear replaceable by an authorized professional;

Light distribution



Product drawing



General

Ceiling , Recessed

white , RAL 9016 ¹

Reflector dark chrome

IP20

2430 lm

2430 lm/m

LED

4000 K

CRI ≥ 90

L90 / 50000 h

initial MacAdam ≤ 3 SDCM

R_g: 99 , R_f: 92 , R_{t(1-15)}: 90

MR 0.81

MDER 0.74

Optical

Reflector

symmetric

UGR ≤ 19 , $\geq 65^\circ < 1500 \text{ cd/m}^2$

PstLM ≤ 1.0 ²

SVM ≤ 0.4 ²

Electrical

DALI-2

220-240 V

system 26.7 W

system 91 lm/W³

PC2

1 DALI Addr.

27 W/m

Physical

length 1004 mm

width 40 mm

height 86 mm

¹ RAL code ² Value of containing product at full load (undimmed)
³ incl. consideration of optical losses, internal control unit losses & operating device efficiency

Installation instructions



Lighting calculator



MILA reflector

ceiling system

045-9123137B



Project / Type _____

Notes _____

Count / Date _____

Maintenance Factors

Operating Time [h]	10 000	20 000	30 000	40 000	50 000
LLMF	0.98	0.96	0.94	0.92	0.9
LSF	1	1	1	1	1
MF	LMF × RSMF × LLMF × LSF		RSMF ^a	Room Surface Maintenance Factor	
MF	Maintenance Factor		LLMF	Lamp Lumens Maintenance Factor	
LMF ^a	Luminaire Maintenance Factor		LSF	Lamp Survival Factor	

^a According to "CIE 97, Maintenance of indoor electric lighting systems", 2005, ISBN 3-900-734-34-8. The values must be determined by the planner.

Circuit Breaker Types

Automatic Circuit Breaker Type	Number of Fixtures
B10	37
B16	60
C10	37
C16	60

Electrical accessories

ESSENTIAL SENSOR

TYPE	COLOUR	L-W-H (MM)	ARTICLE NUMBER(S)
brightness & presence	traffic white	90-47-55	045-9096017
brightness & presence	jet black	90-47-55	045-9096018



Optical accessories

CONTINUOUS LINEAR COVER

TYPE	ARTICLE NUMBER(S)
6000 mm	006-2206010H
6000 mm	006-2206010Z
25000 mm	006-2225010H
25000 mm	006-2225010Z

