

MILA reflector

ceiling system


045-9123138B



Project / Type

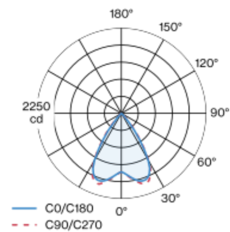
Notes

Count / Date

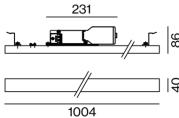


Luminaire housing made of extruded aluminium profile; angular design; for continuous lighting systems; light-tight end caps in aluminium; surface black powder coated; suitable for installation in the HAUFE louvre ceiling system; extruded profile for improved thermal management; light colour 4000 K; binning initial MacAdam ≤ 3 SDCM; CRI ≥ 90 ; min. 90% of luminous flux after 50000 operating hours; energy efficient LEDs with high CRI; high gloss reflector with faceted design; Reflector dark chrome; UGR ≤ 19 ; VDU compatible workplace luminaire according to DIN EN 12464-1; luminance above $65^\circ \leq 1500 \text{ cd/m}^2$; degree of protection IP20; PC2; 220-240 V; incl. DALI-2 converter; converter flexible positionable on the luminaire profile; converter suitable for through-wiring; accessories are listed separately; light source replaceable by an authorized professional; control gear replaceable by an authorized professional;

Light distribution



Product drawing



General

Ceiling | Recessed

black | RAL 9005 ¹

Reflector dark chrome

IP20

2430 lm

2430 lm/m

LED

4000 K

CRI ≥ 90

L90 / 50000 h

initial MacAdam ≤ 3 SDCM

R_g: 99 | R_f: 92 | R_{t(1-15)}: 90

MR 0.81 | MDER 0.74

Optical

Reflector | symmetric

UGR ≤ 19 | $\geq 65^\circ < 1500 \text{ cd/m}^2$

PstLM ≤ 1.0 ² | SVM ≤ 0.4 ²

Electrical

DALI-2 | 1 DALI Addr.

PC2 | 220-240 V

system 26.7 W

system 91 lm/W ³

27 W/m

Physical

length 1004 mm | width 40 mm | height 86 mm

¹ RAL code ² Value of containing product at full load (undimmed)
³ incl. consideration of optical losses, internal control unit losses & operating device efficiency

Installation instructions



Lighting calculator

