

TILA 22 suspended

MOVE IT 10


030-6640633F



Project / Type

Notes

Count / Date



General

Ceiling , Track Suspended

brushed brass

IP20

385 lm

optical inset 75 lm/W¹

LED

4000 K

CRI ≥ 90

L80 / 50000 h

initial MacAdam ≤ 3 SDCM

R_g: 97 , R_f: 90 , R₍₁₋₁₅₎: 89

MR 0.81

MDER 0.74

Optical

flood

beam angle 43°

PstLM ≤ 1.0 ²

SVM ≤ 0.4 ²

Electrical

DALI-2

48 V

fixture 5.7 W

optical inset 5.1 W

PC3

1 DALI Addr.

Physical

diameter 22 mm

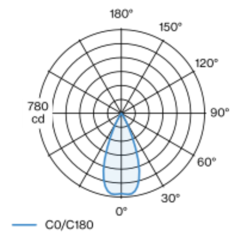
height 300 mm

1500 mm

¹ incl. consideration of optical losses

² Value of containing product at full load (undimmed)

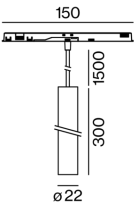
Light distribution



flood 43°

h (m)	E0° (lx)	ø (m)
1	748	0.80
2	187	1.59
3	83	2.39
4	47	3.19
5	30	3.98

Product drawing



Lighting calculator



TILA 22 suspended

MOVE IT 10
030-6640633F



Project / Type

Notes

Count / Date

Mounting accessories

HOOK

COLOUR	Ø (MM)	ARTICLE NUMBER(S)
traffic white	16	030-1000017
jet black	16	030-1000018



Optical accessories

HONEYCOMB LOUVER

COLOUR	Ø (MM)	ARTICLE NUMBER(S)
jet black	20	007-1965118

