

TILA 22 suspended

MOVE IT 10


030-6640633M



Project / Type _____

Notes _____

Count / Date _____



General

Ceiling , Track Suspended _____

brushed brass _____

IP20 _____

359 lm _____

optical inset 70 lm/W¹ _____

LED

4000 K _____

CRI ≥ 90 _____

L80 / 50000 h _____

initial MacAdam ≤ 3 SDCM _____

R_g: 97 , R_f: 90 , R₍₁₋₁₅₎: 89 _____

MR 0.81 _____

MDER 0.74 _____

Optical

medium _____

beam angle 26° _____

PstLM ≤ 1.0 ² _____

SVM ≤ 0.4 ² _____

Electrical

DALI-2 _____

48 V _____

fixture 5.7 W _____

optical inset 5.1 W _____

PC3 _____

1 DALI Addr. _____

Physical

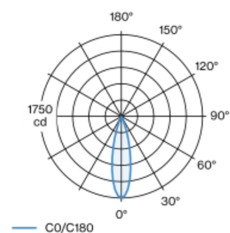
diameter 22 mm _____

height 300 mm _____

1500 mm _____

¹ incl. consideration of optical losses
² Value of containing product at full load (undimmed)

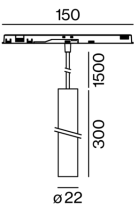
Light distribution



medium 26°

h (m)	E0° (lx)	ø (m)
1	1740	0.46
2	440	0.92
3	190	1.37
4	110	1.83
5	70	2.29

Product drawing



Lighting calculator

