

NOBA 60 suspended

MOVE IT 10

030-6920433



Project / Type

Notes

Count / Date



Decorative pendant light inset made of aluminium; surface lacquered in brushed brass; light inset can be installed and moved without tools by means of clip mount; power supplied via MOVE IT system track profile; hot plug protection; pendant fitting with 1500mm suspension, incl. feed (black), can be individually shortened; passive cooling of the LEDs through improved heat sink geometry; light colour 2700 K; binning initial MacAdam ≤ 2 SDCM; CRI ≥ 90 ; min. 80% of luminous flux after 50000 operating hours; energy efficient LEDs with high CRI; high quality plano-convex glass lens; beam angle 67°; no multiple shadows; degree of protection IP20; PC3; 48 V; DALI-2 control; flicker-free visual comfort through analogue current control (minimum value 1%); light source replaceable by an authorized professional;



General

Ceiling | Track Suspended

brushed brass

IP20

961 lm

optical inset 132 lm/W ¹

LED

2700 K

CRI ≥ 90

L80 / 50000 h

initial MacAdam ≤ 2 SDCM

R_g: 97 | R_r: 91 | R_{f(1-15)}: 87

MR 0.52 | MDER 0.47

Optical

wide flood | beam angle 67°

PstLM ≤ 1.0 ² | SVM ≤ 0.4 ²

Electrical

DALI-2 | 1 DALI Addr.

PC3 | 48 V

fixture 8.1 W

optical inset 7.3 W

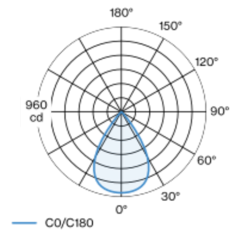
Physical

diameter 60 mm | height 60 mm

0.45 kg

1500 mm

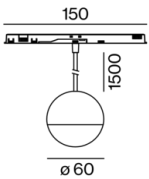
Light distribution



wide flood 67°

h (m)	E0° (lx)	ø (m)
1	913	1.31
2	228	2.63
3	101	3.94
4	57	5.26
5	37	6.57

Product drawing



¹ incl. consideration of optical losses
² Value of containing product at full load (undimmed)

Installation instructions



Lighting calculator



NOBA 60 suspended

MOVE IT 10

030-6920433



Project / Type

Notes

Count / Date

Maintenance Factors

Operating Time [h]	10 000	20 000	30 000	40 000	50 000
LLMF	0.964	0.923	0.884	0.847	0.811
LSF	1	1	1	1	1

MF	LMF × RSMF × LLMF × LSF	RSMF ^a	Room Surface Maintenance Factor
MF	Maintenance Factor	LLMF	Lamp Lumens Maintenance Factor
LMF ^a	Luminaire Maintenance Factor	LSF	Lamp Survival Factor

^a According to "CIE 97, Maintenance of indoor electric lighting systems", 2005, ISBN 3-900-734-34-8. The values must be determined by the planner.

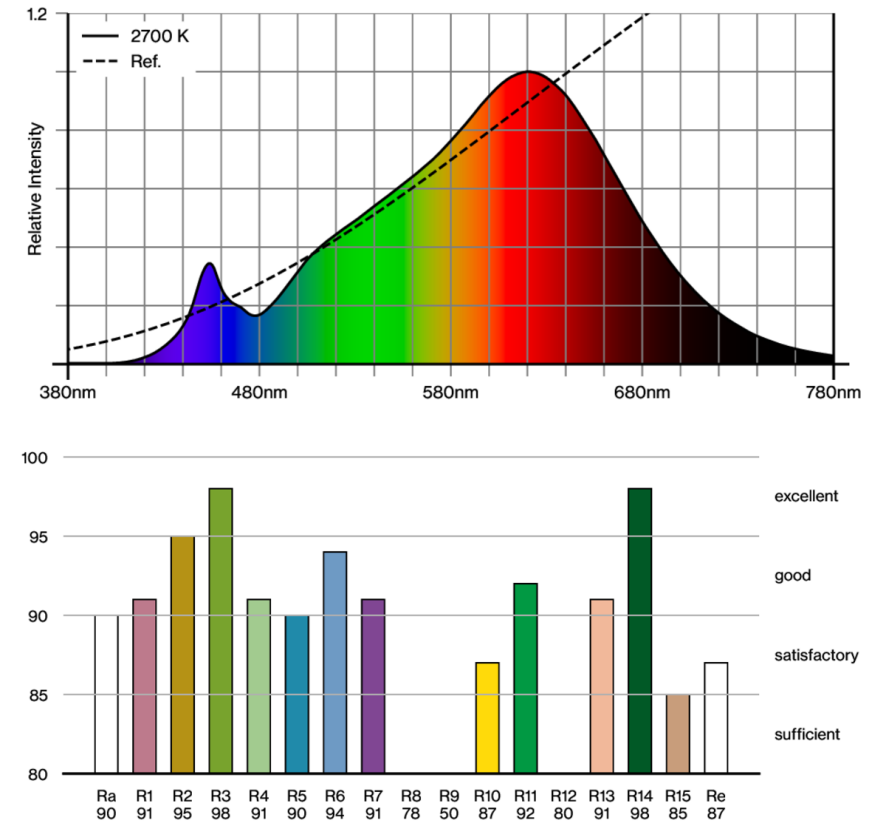
Mounting accessories

HOOK surface

COLOUR	Ø (MM)	ARTICLE NUMBER(S)
traffic white	16	030-1000017
jet black	16	030-1000018



Colour rendering



NOBA 60 suspended

MOVE IT 10

030-6920433

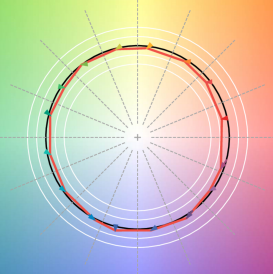


Project / Type

Notes

Count / Date

TM30 colour vector graphic



The black line represents the black body reference. The red line indicates the results of the test light source. The deviation from the test light source to the reference is shown and is marked by arrows. The shorter the arrows, the higher the color rendering.

