

TASK sensor direct / indirect asymmetric power

free standing U-shape
059-29410SXZ



Project / Type

Notes

Count / Date

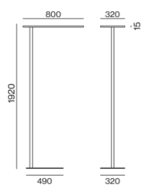


Free standing luminaire with rectangular head with rounded edges in aluminium; extremely flat design (only 15mm); rectangular aluminium tube support; base stand with recess for table stand (U-shape); modern shape in elegant design for discerning requirements; surface special colours powder coated; direct light distribution through LGP body (Light Guiding Prism); side coupled light directed downwards by laser engraving; indirect component with special, inclined PCBs for asymmetric radiation characteristic; microprismatic PMMA cover; completely homogeneous illumination; UGR ≤ 10 ; VDU compatible workplace luminaire according to DIN EN 12464-1; luminance above $65^\circ \leq 3000 \text{ cd/m}^2$; light colour 3000 K; binning initial MacAdam $\leq 3 \text{ SDCM}$; CRI ≥ 90 ; min. 90% of luminous flux after 50000 operating hours; energy efficient LEDs with high CRI; degree of protection IP20; PC1; 220-240 V; incl. Loxone Air module for easy integration into the Loxone home and building automation system; luminaire with integrated infrared presence and brightness sensor (ESSENTIAL sensor); luminaire with integrated miniature push-button; presence sensor detection range $\varnothing 4,5\text{m}$ on the floor; incl. connection cable (3m) with safety plug; light source replaceable by an authorized professional; control gear replaceable by an authorized professional;

Light distribution



Product drawing



General

Floor | Standing

special colours

IP20

indirect 10300 lm | direct 1900 lm

total 12200 lm

LED

3000 K

CRI ≥ 90

L90 / 50000 h

initial MacAdam $\leq 3 \text{ SDCM}$

R_g: 96 | R_f: 90 | R_{t1-15}: 89

MR 0.61 | MDER 0.56

Optical

Microprismatic | microprismatic

UGR ≤ 10 | $\geq 65^\circ < 3000 \text{ cd/m}^2$

PstLM ≤ 1.0 ¹ | SVM ≤ 0.4 ¹

Electrical

Loxone Air / ESSENTIAL sensor

brightness & presence

PC1 | 220-240 V

system 97 W

system 126 lm/W ²

Physical

U-shape

length 800 mm | width 320 mm | height 1920 mm

¹ Value of containing product at full load (undimmed)
² incl. consideration of optical losses, internal control unit losses & operating device efficiency

Installation instructions



TASK sensor direct / indirect asymmetric power

free standing U-shape
059-29410SXZ



Project / Type

Notes

Count / Date

Maintenance Factors

Operating Time [h]	10 000	20 000	30 000	40 000	50 000
LLMF	0.98	0.97	0.95	0.93	0.92
LSF	1	1	1	1	1

MF

LMF × RSMF × LLMF × LSF

MF

Maintenance Factor

LMF^a

Luminaire Maintenance Factor

RSMF^a

Room Surface Maintenance Factor

LLMF

Lamp Lumens Maintenance Factor

LSF

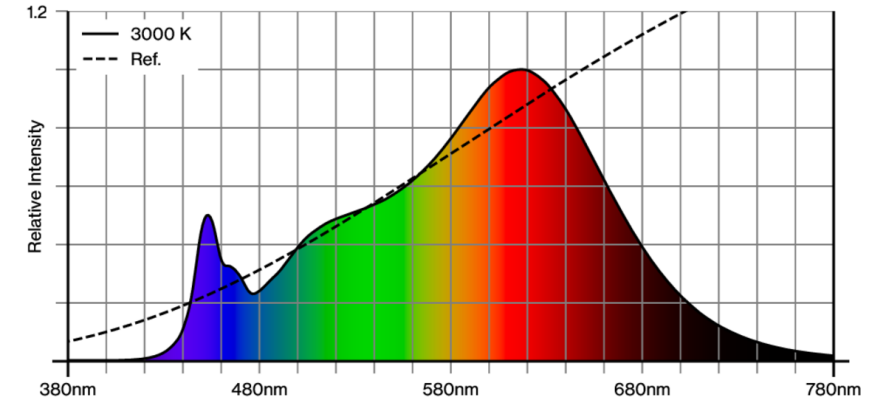
Lamp Survival Factor

^a According to "CIE 97, Maintenance of indoor electric lighting systems", 2005, ISBN 3-900-734-34-8. The values must be determined by the planner.

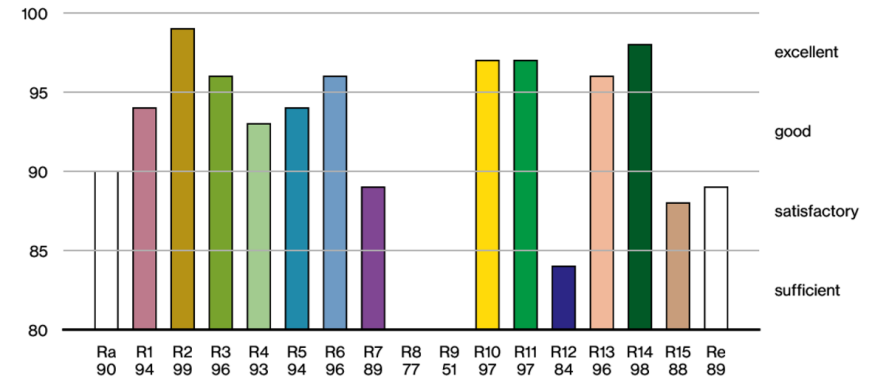
Circuit Breaker Types

Automatic Circuit Breaker Type	Number of Fixtures
B10	5
B13	7
B16	9
B20	11
C10	9
C13	11
C16	15
C20	18

Colour rendering



CRI/R_a ≥ 92 R_e ≥ 89 (3000 K)



TASK sensor direct / indirect asymmetric power

free standing U-shape
059-29410SXZ

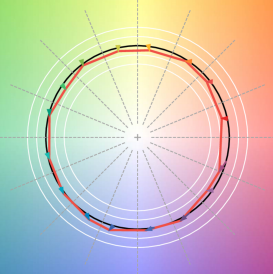


Project / Type

Notes

Count / Date

TM30 colour vector graphic



The black line represents the black body reference. The red line indicates the results of the test light source. The deviation from the test light source to the reference is shown and is marked by arrows. The shorter the arrows, the higher the color rendering.

