

# TASK sensor direct / indirect power

free standing T-shape  
059-29520S6Z



Project / Type

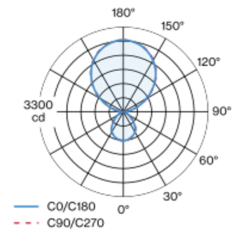
Notes

Count / Date

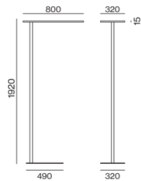


Free standing luminaire with rectangular head with rounded edges in aluminium; extremely flat design (only 15mm); rectangular aluminium tube support; base stand with recess for table stand (T-shape); modern shape in elegant design for discerning requirements; surface white aluminium powder coated; direct light distribution through LGP body (Light Guiding Prism); side coupled light directed downwards by laser engraving; indirect light component with special PCBs for increased luminous flux and maximum ceiling illumination; microprismatic PMMA cover; completely homogeneous illumination;  $UGR \leq 13$ ; VDU compatible workplace luminaire according to DIN EN 12464-1; luminance above  $65^\circ \leq 3000 \text{ cd/m}^2$ ; light colour 3000 K; binning initial MacAdam  $\leq 3 \text{ SDCM}$ ; CRI  $\geq 90$ ; min. 90% of luminous flux after 50000 operating hours; energy efficient LEDs with high CRI; degree of protection IP20; PC1; 220-240 V; incl. Loxone Air module for easy integration into the Loxone home and building automation system; luminaire with integrated infrared presence and brightness sensor (ESSENTIAL sensor); luminaire with integrated miniature push-button; presence sensor detection range  $\varnothing 4,5\text{m}$  on the floor; incl. connection cable (3m) with safety plug; light source replaceable by an authorized professional; control gear replaceable by an authorized professional;

## Light distribution



## Product drawing



## General

Floor | Standing

white aluminium | RAL 9006

IP20

indirect 7330 lm | direct 2400 lm

total 9730 lm

## LED

3000 K

CRI  $\geq 90$

L90 / 50000 h

initial MacAdam  $\leq 3 \text{ SDCM}$

R<sub>g</sub>: 96 | R<sub>f</sub>: 90 | R<sub>t(1-15)</sub>: 89

MR 0.61 | MDER 0.56

## Optical

Microprismatic | microprismatic

UGR  $\leq 13$  |  $\geq 65^\circ < 3000 \text{ cd/m}^2$

PstLM  $\leq 1.0$  <sup>1</sup> | SVM  $\leq 0.4$  <sup>1</sup>

## Electrical

Loxone Air / ESSENTIAL sensor

brightness & presence

PC1 | 220-240 V

system 80 W

system 122 lm/W <sup>2</sup>

## Physical

T-shape

length 800 mm | width 320 mm | height 1920 mm

<sup>1</sup> Value of containing product at full load (undimmed)  
<sup>2</sup> incl. consideration of optical losses, internal control unit losses & operating device efficiency

## Installation instructions



# TASK sensor direct / indirect power

free standing T-shape  
059-29520S6Z



Project / Type

Notes

Count / Date

## Maintenance Factors

| Operating Time [h] | 10 000 | 20 000 | 30 000 | 40 000 | 50 000 |
|--------------------|--------|--------|--------|--------|--------|
| LLMF               | 0.98   | 0.97   | 0.95   | 0.93   | 0.92   |
| LSF                | 1      | 1      | 1      | 1      | 1      |

MF

LMF × RSMF × LLMF × LSF

MF

Maintenance Factor

LMF<sup>a</sup>

Luminaire Maintenance Factor

RSMF<sup>a</sup>

Room Surface Maintenance Factor

LLMF

Lamp Lumens Maintenance Factor

LSF

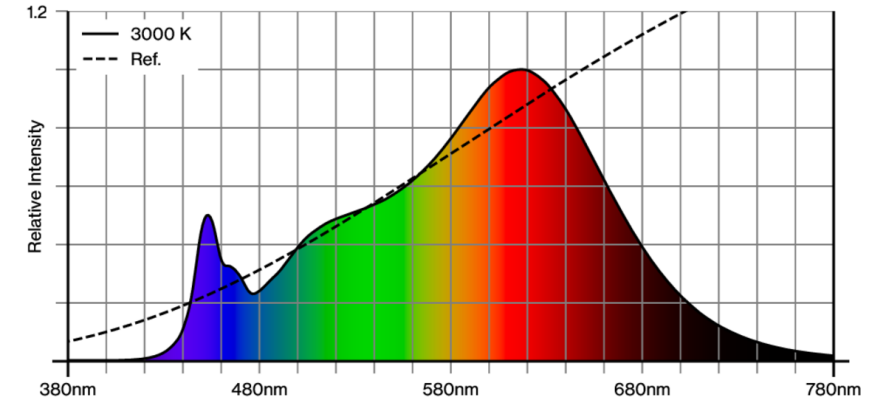
Lamp Survival Factor

<sup>a</sup> According to "CIE 97, Maintenance of indoor electric lighting systems", 2005, ISBN 3-900-734-34-8. The values must be determined by the planner.

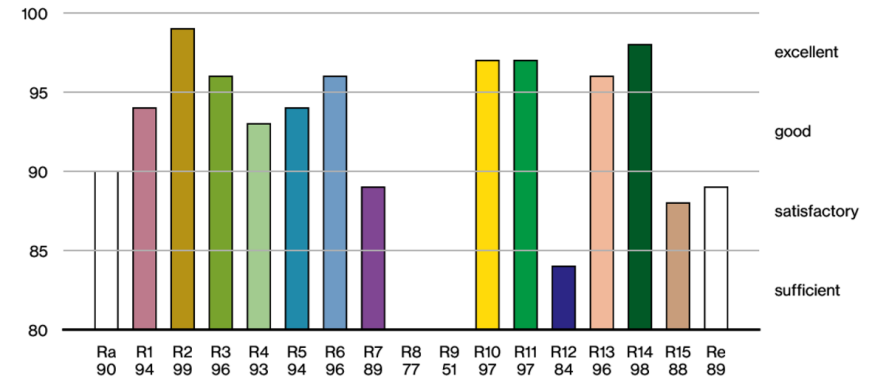
## Circuit Breaker Types

| Automatic Circuit Breaker Type | Number of Fixtures |
|--------------------------------|--------------------|
| B10                            | 8                  |
| B13                            | 10                 |
| B16                            | 13                 |
| B20                            | 16                 |
| C10                            | 13                 |
| C13                            | 17                 |
| C16                            | 22                 |
| C20                            | 27                 |

## Colour rendering



## CRI/R<sub>a</sub> ≥ 92 R<sub>e</sub> ≥ 89 (3000 K)



# TASK sensor direct / indirect power

free standing T-shape  
059-29520S6Z

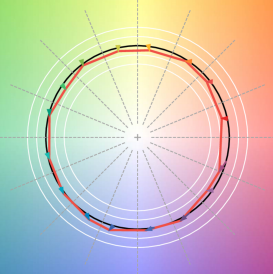


Project / Type

Notes

Count / Date

## TM30 colour vector graphic



The black line represents the black body reference. The red line indicates the results of the test light source. The deviation from the test light source to the reference is shown and is marked by arrows. The shorter the arrows, the higher the color rendering.