

BETO sensor direct / indirect power


free standing U-shape
074-69546SXR



Project / Type _____

Notes _____

Count / Date _____



Free standing luminaire from extruded aluminium profile in angular design; extremely slim design (only 42 x 42 mm); square downpipe; pedestal with recess for table base (U-shape); surface special colours powder coated; direct/indirect illumination characteristic; direct light component with high gloss reflector + faceted design and asymmetric radiation characteristic; Reflector chrome; indirect light component with integrated PC boards and high quality lens system for maximum, homogeneous ceiling illumination; UGR ≤ 13 ; light colour 4000 K; binning initial MacAdam ≤ 3 SDCM; CRI ≥ 80 ; min. 90% of luminous flux after 50000 operating hours; energy efficient LEDs with high CRI; degree of protection IP20; PC1; 220-240 V; incl. Loxone Air module for easy integration into the Loxone home and building automation system; luminaire with integrated infrared presence and brightness sensor (ESSENTIAL sensor); luminaire with integrated miniature push-button; presence sensor detection range $\varnothing 4,5\text{m}$ on the floor; incl. connection cable (3m) with safety plug; light source replaceable by an authorized professional; control gear replaceable by an authorized professional;



General

Floor , Standing _____

special colours _____

Reflector chrome _____

black _____

IP20 _____

indirect 7550 lm _____

direct 2300 lm _____

total 9850 lm _____

LED

4000 K _____

CRI ≥ 80 _____

L90 / 50000 h _____

initial MacAdam ≤ 3 SDCM _____

MR 0.72 _____

MDER 0.65 _____

Optical

Reflector _____

asymmetric _____

UGR ≤ 13 _____

PstLM ≤ 1.0 ¹ _____

SVM ≤ 0.4 ¹ _____

Electrical

Loxone Air / ESSENTIAL sensor _____

brightness & presence _____

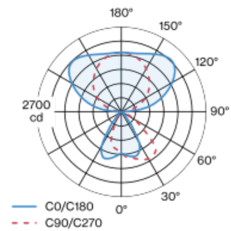
220-240 V _____

system 66 W _____

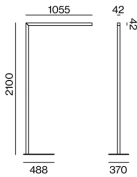
system 149 lm/W² _____

PC1 _____

Light distribution



Product drawing



Physical

U-shape _____

length 1055 mm _____

width 42 mm _____

height 2100 mm _____

¹ Value of containing product at full load (undimmed)
² incl. consideration of optical losses, internal control unit losses & operating device efficiency

Installation instructions



BETO sensor direct / indirect power

free standing U-shape
074-69546SXR



Project / Type

Notes

Count / Date

Maintenance Factors

Operating Time [h]	10 000	20 000	30 000	40 000	50 000
LLMF	0.98	0.96	0.94	0.92	0.9
LSF	1	1	1	1	1
MF	LMF × RSMF × LLMF × LSF		RSMF ^a	Room Surface Maintenance Factor	
MF	Maintenance Factor		LLMF	Lamp Lumens Maintenance Factor	
LMF ^a	Luminaire Maintenance Factor		LSF	Lamp Survival Factor	

^a According to "CIE 97, Maintenance of indoor electric lighting systems", 2005, ISBN 3-900-734-34-8. The values must be determined by the planner.

Circuit Breaker Types

Automatic Circuit Breaker Type	Number of Fixtures
B10	13
B13	17
B16	21
B20	27
C10	21
C13	28
C16	35
C20	45

