

SQUADRO single-sided wallwasher


trim
049-2012018S



Project / Type

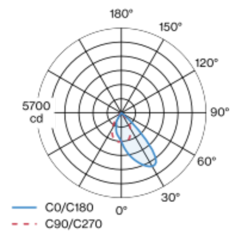
Notes

Count / Date

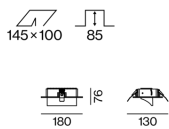


Recessed ceiling spotlight in die cast aluminium with 2-lamp design; surface black powder coated; with wrap around edge; suitable for ceiling thickness of 2-25 mm; installation without tools using snap spring closure; heat sink integrated into luminaire geometry for optimum thermal management and passive cooling of LEDs; with COB (Chip on Board) technology for maximum efficiency; light colour 3000 K; binning initial MacAdam ≤ 2 SDCM; CRI ≥ 90 ; min. 80% of luminous flux after 50000 operating hours; energy efficient LEDs with high CRI; aisle spotlight shelf floor washer with special, multi-free-form, facet effect surface reflectors for high precision light control; precise shelf and aisle zone lighting, optimum longitudinal glare control for high viewing comfort in the aisle zone; adjustable light modules (tiltable $+20^\circ$ to -10°); degree of protection IP20; IP 40 protection glass available as an accessory; accessories are listed separately; PC2; 220-240 V; incl. converter, non dimmable; light source replaceable by an authorized professional; control gear replaceable by an authorized professional;

Light distribution



Product drawing



General

Ceiling | Recessed

tilt min -10°

tilt max 20°

black | RAL 9005 ¹

IP20

4820 lm

LED

3000 K

CRI ≥ 90

L80 / 50000 h

initial MacAdam ≤ 2 SDCM

R_g: 98 | R_f: 91 | R₍₁₋₁₅₎: 93

MR 0.54 | MDER 0.49

Optical

shelf floor washer

PstLM ≤ 1.0 ² | SVM ≤ 0.4 ²

Electrical

non DIM

PC2 | 220-240 V

system 36 W

system 134 lm/W ³

Physical

length 180 mm | width 130 mm | height 76 mm

0.9 kg

Cutout

length 145 mm | width 100 mm

min. ceiling thickness 2 mm | max. ceiling thickness 25 mm

recessed depth 85 mm

¹ RAL code ² Value of containing product at full load (undimmed)
³ incl. consideration of optical losses, internal control unit losses & operating device efficiency

Installation instructions



Lighting calculator



SQUADRO single-sided wallwasher

trim
049-2012018S



Project / Type

Notes

Count / Date

Maintenance Factors

Operating Time [h]	10 000	20 000	30 000	40 000	50 000
LLMF	0.977	0.94	0.905	0.871	0.838
LSF	1	1	1	1	1
MF	LMF × RSMF × LLMF × LSF		RSMF ^a Room Surface Maintenance Factor		
MF	Maintenance Factor		LLMF Lamp Lumens Maintenance Factor		
LMF ^a	Luminaire Maintenance Factor		LSF Lamp Survival Factor		

^a According to "CIE 97, Maintenance of indoor electric lighting systems", 2005, ISBN 3-900-734-34-8. The values must be determined by the planner.

Circuit Breaker Types

Automatic Circuit Breaker Type	Number of Fixtures
B13	14
B16	18
B20	22
C13	24
C16	31
C20	37

Optical accessories

IP40 PROTECTION GLASS

TYPE	ARTICLE NUMBER(S)
1 x 2 lamps / single-sided	049-2910010

