

MILA opal

ceiling system

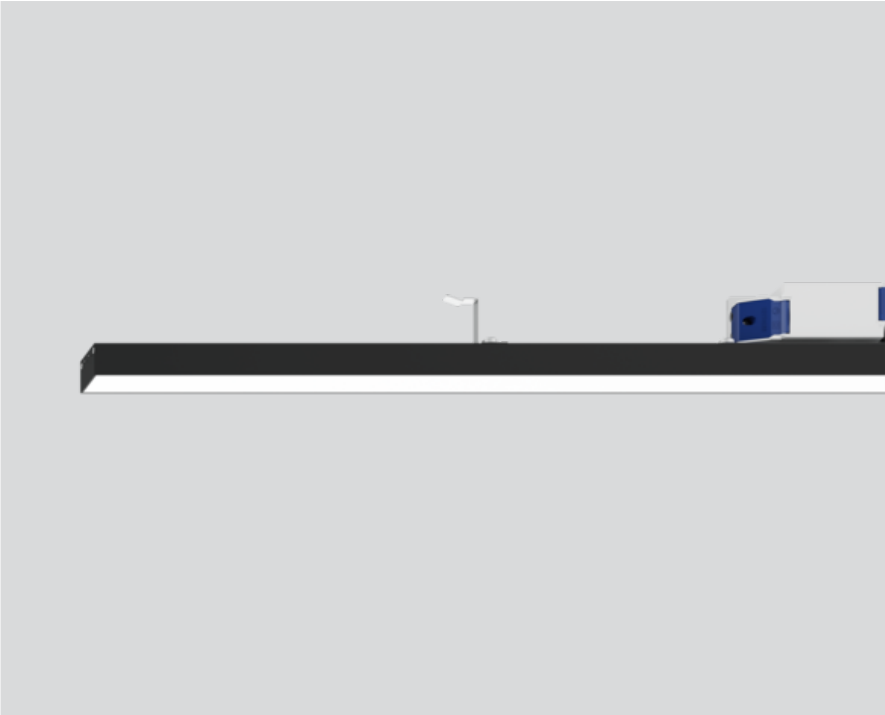
045-9024038 006-4212510H



Project / Type

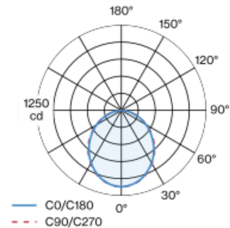
Notes

Count / Date

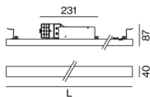


Luminaire housing made of extruded aluminium profile; angular design; for continuous lighting systems; light-tight end caps in aluminium (available as an accessory); surface jet black powder coated; suitable for installation in the HAUFÉ louvre ceiling system; extruded profile for improved thermal management; light colour 3000 K; binning initial MacAdam ≤ 3 SDCM; CRI ≥ 90 ; min. 90% of luminous flux after 50000 operating hours; energy efficient LEDs with high CRI; HPO (High Performance Opal) cover for uniform illumination; degree of protection IP20; PC2; 220-240 V; incl. DALI-2 converter; converter flexible positionable on the luminaire profile; converter suitable for through-wiring; accessories are listed separately; light source replaceable by an authorized professional; control gear replaceable by an authorized professional;

Light distribution



Product drawing



General

Ceiling | Recessed

jet black | RAL 9005

IP20

2920 lm

2340 lm/m

LED

3000 K

CRI ≥ 90

L90 / 50000 h

initial MacAdam ≤ 3 SDCM

R_g: 99 | R_f: 91 | R_{f(1-15)}: 89

MR 0.61 | MDER 0.55

Optical

High Performance Opal | opal (lambertsch)

PstLM ≤ 1.0 ¹ | SVM ≤ 0.4 ¹

Electrical

DALI-2 | 1 DALI Addr.

PC2 | 220-240 V

system 28.2 W

system 104 lm/W ²

23 W/m

Physical

length 1250 mm | width 38 mm | height 77 mm

¹ Value of containing product at full load (undimmed)
² incl. consideration of optical losses, internal control unit losses & operating device efficiency

Installation instructions



Lighting calculator



MILA opal

ceiling system

045-9024038 006-4212510H



Project / Type

Notes

Count / Date

Maintenance Factors

Operating Time [h]	10 000	20 000	30 000	40 000	50 000
LLMF	0.98	0.96	0.94	0.92	0.9
LSF	1	1	1	1	1
MF	LMF × RSMF × LLMF × LSF		RSMF ^a		Room Surface Maintenance Factor
MF	Maintenance Factor		LLMF		Lamp Lumens Maintenance Factor
LMF ^a	Luminaire Maintenance Factor		LSF		Lamp Survival Factor

^a According to "CIE 97, Maintenance of indoor electric lighting systems", 2005, ISBN 3-900-734-34-8. The values must be determined by the planner.

Circuit Breaker Types


Automatic Circuit Breaker Type	Number of Fixtures
B10	37
B16	60
C10	37
C16	60

Components

LINEAR COVER

TYPE
opal

ARTICLE NUMBER(S)
006-4212510H



Mounting accessories

END CAPS

TYPE	COLOUR	L-W-H (MM)	ARTICLE NUMBER(S)
1 pair	traffic white	40-2-25	045-9090017
1 pair	jet black	40-2-25	045-9090018



Mounting accessories

MECHANICAL LINEAR CONNECTOR

ARTICLE NUMBER(S)
045-9091010



Electrical accessories

ESSENTIAL SENSOR

TYPE	COLOUR	L-W-H (MM)	ARTICLE NUMBER(S)
brightness & presence	traffic white	90-47-55	045-9096017
brightness & presence	jet black	90-47-55	045-9096018



[045-9024038 006-4212510H] The technical data represent rated values for an ambient temperature of 25°C. The data values for the luminous flux are initially subject to a tolerance of +/- 10%, those for the electrical connected load are initially subject to a tolerance of +/- 10%, and those for the colour temperature are initially subject to a tolerance of +/- 150 K. No liability is assumed for typographical or printing errors. The general terms and conditions of XAL GmbH apply.
© XAL GmbH · Auer-Welsbach-Gasse 36 · 8055 Graz · Austria · www.xal.com

03.08.2025



Project / Type

Notes

Count / Date

Optical accessories

CONTINUOUS LINEAR COVER


ARTICLE NUMBER(S)

006-2206010H

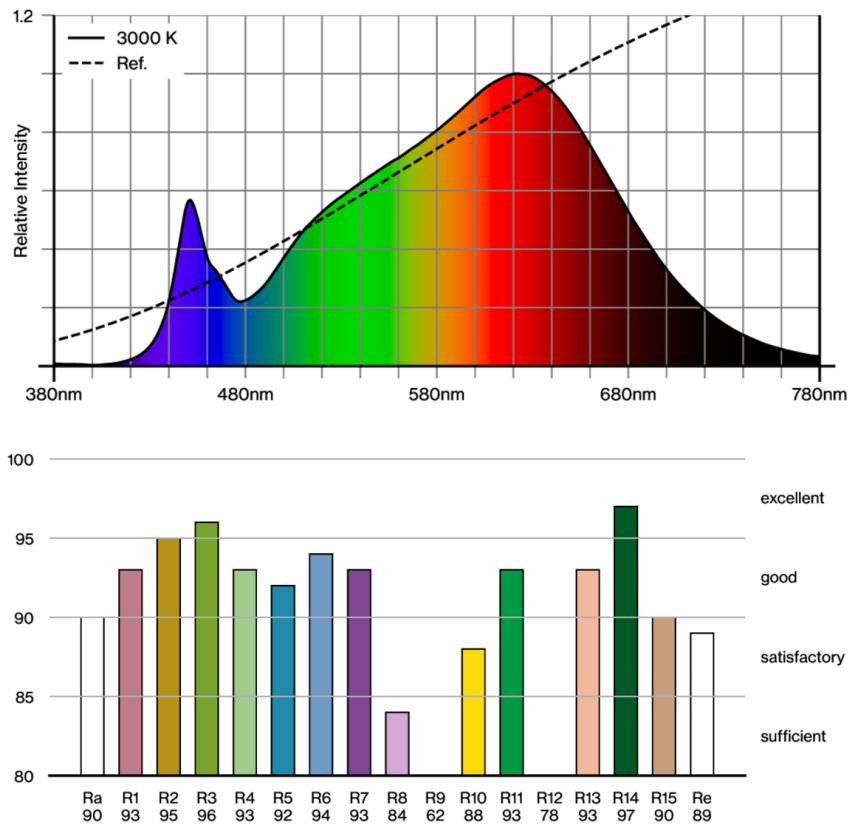
006-2206010Z

006-2225010H

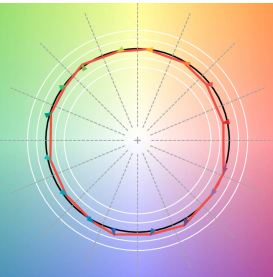
006-2225010Z



Colour rendering



TM30 colour vector graphic



The black line represents the black body reference. The red line indicates the results of the test light source. The deviation from the test light source to the reference is shown and is marked by arrows. The shorter the arrows, the higher the color rendering.