

MILA opal

ceiling system

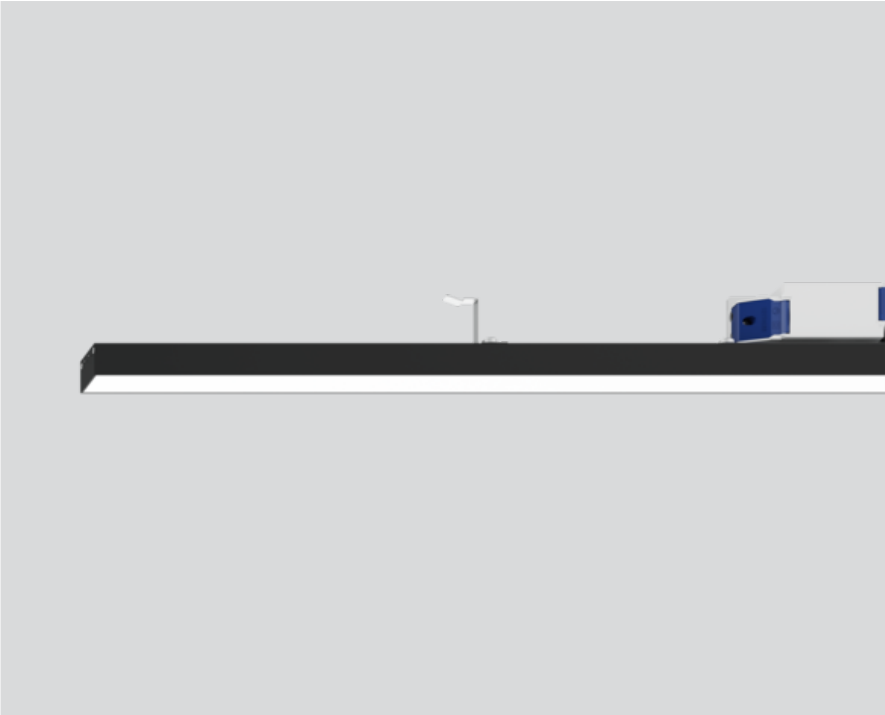
045-9025138 006-4215010H



Project / Type

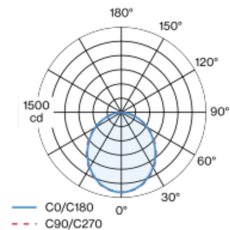
Notes

Count / Date

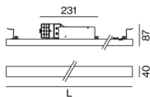


Luminaire housing made of extruded aluminium profile; angular design; for continuous lighting systems; light-tight end caps in aluminium (available as an accessory); surface jet black powder coated; suitable for installation in the HAUFÉ louvre ceiling system; extruded profile for improved thermal management; light colour 4000 K; binning initial MacAdam ≤ 3 SDCM; CRI ≥ 90 ; min. 90% of luminous flux after 50000 operating hours; energy efficient LEDs with high CRI; HPO (High Performance Opal) cover for uniform illumination; degree of protection IP20; PC2; 220-240 V; incl. DALI-2 converter; converter flexible positionable on the luminaire profile; converter suitable for through-wiring; accessories are listed separately; light source replaceable by an authorized professional; control gear replaceable by an authorized professional;

Light distribution



Product drawing



General

Ceiling | Recessed

jet black | RAL 9005

IP20

3670 lm

2450 lm/m

LED

4000 K

CRI ≥ 90

L90 / 50000 h

initial MacAdam ≤ 3 SDCM

R_g: 99 | R_f: 92 | R_{i(1-15)}: 90

MR 0.81 | MDER 0.74

Optical

High Performance Opal | opal (lambertsch)

PstLM ≤ 1.0 ¹ | SVM ≤ 0.4 ¹

Electrical

DALI-2 | 1 DALI Addr.

PC2 | 220-240 V

system 34 W

system 108 lm/W²

23 W/m

Physical

length 1500 mm | width 38 mm | height 77 mm

0.97 kg

¹ Value of containing product at full load (undimmed)
² incl. consideration of optical losses, internal control unit losses & operating device efficiency

Installation instructions



Lighting calculator



MILA opal

ceiling system

045-9025138 006-4215010H



Project / Type _____

Notes _____

Count / Date _____

Maintenance Factors

Operating Time [h]	10 000	20 000	30 000	40 000	50 000
LLMF	0.98	0.96	0.94	0.92	0.9
LSF	1	1	1	1	1
MF	LMF × RSMF × LLMF × LSF		RSMF ^a	Room Surface Maintenance Factor	
MF	Maintenance Factor		LLMF	Lamp Lumens Maintenance Factor	
LMF ^a	Luminaire Maintenance Factor		LSF	Lamp Survival Factor	

^a According to "CIE 97, Maintenance of indoor electric lighting systems", 2005, ISBN 3-900-734-34-8. The values must be determined by the planner.


Circuit Breaker Types

Automatic Circuit Breaker Type	Number of Fixtures
B10	37
B16	60
C10	37
C16	60

Components

LINEAR COVER

TYPE	ARTICLE NUMBER(S)
opal	006-4215010H



Mounting accessories

END CAPS

TYPE	COLOUR	L-W-H (MM)	ARTICLE NUMBER(S)
1 pair	traffic white	40-2-25	045-9090017
1 pair	jet black	40-2-25	045-9090018



Mounting accessories

MECHANICAL LINEAR CONNECTOR

ARTICLE NUMBER(S)
045-9091010



Electrical accessories

ESSENTIAL SENSOR

TYPE	COLOUR	L-W-H (MM)	ARTICLE NUMBER(S)
brightness & presence	traffic white	90-47-55	045-9096017
brightness & presence	jet black	90-47-55	045-9096018





Project / Type

Notes

Count / Date

Optical accessories

CONTINUOUS LINEAR COVER


ARTICLE NUMBER(S)

006-2206010H

006-2206010Z

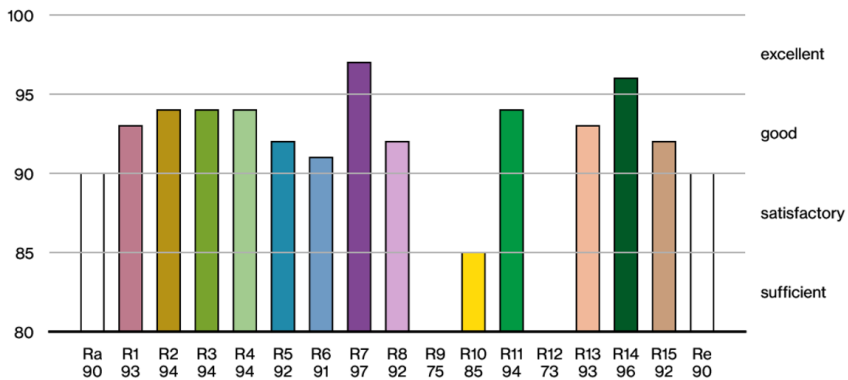
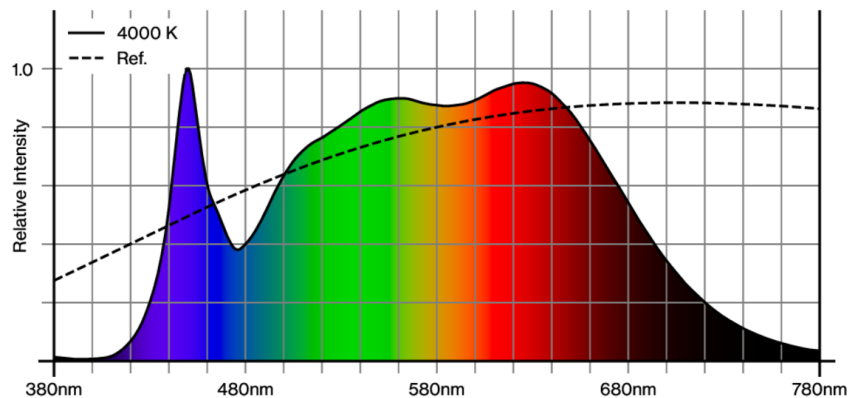
006-2225010H

006-2225010Z

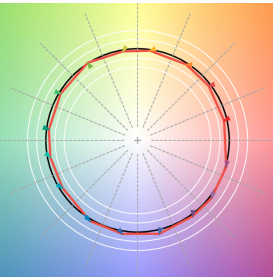


1
38

Colour rendering



TM30 colour vector graphic



The black line represents the black body reference. The red line indicates the results of the test light source. The deviation from the test light source to the reference is shown and is marked by arrows. The shorter the arrows, the higher the color rendering.