

# MOVE IN 32 flex round

trimless

063-8211514F 063-881117 002-90742



Project / Type
Notes
Count / Date



Round spotlight element in aluminium; surface chrome; installation without tools in mounting set due to patented ball catch system; for trimless installation in plasterboard ceilings; suitable for ceiling thickness of 9-25 mm; special mounting tool for easy installation of the trimless housing available as an accessory; spotlight element height adjustable without tools: flush with the ceiling, or extended 25 mm or 35 mm; 360° rotatable and 90° tiltable; passive cooling of the LEDs through improved heat sink geometry; with COB (Chip on Board) technology for maximum efficiency; no appearance of multiple shadows; light colour 3000 K; binning initial MacAdam  $\leq 2$  SDCM; CRI  $\geq 90$ ; min. 80% of luminous flux after 50000 operating hours; energy efficient LEDs with high CRI; high quality, aluminium, vapour deposition coated reflector with faceted lens design; precise radiation characteristic with 34° beam; good glare control through recessed light point level; optical attachment available as accessory; accessories are listed separately; degree of protection IP20; PC2; 220-240 V; incl. converter, non dimmable; converter wired secondary side; light source replaceable by an authorized professional; control gear replaceable by an authorized professional;

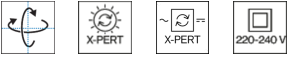
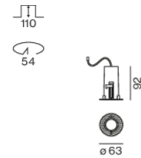
## Light distribution



flood 34°

h (m)	EO <sup>1</sup> (lx)	ø (m)
1	2650	0.61
2	660	1.21
3	290	1.82
4	170	2.42
5	110	3.03

## Product drawing



## General

Ceiling   Semi-Recessed
tilt max 90°
rotation 360°
chrome
Mounting set traffic white
IP20
813 lm

## LED

3000 K
CRI $\geq 90$
L80 / 50000 h
initial MacAdam $\leq 2$ SDCM
R <sub>g</sub> : 99   R <sub>r</sub> : 90   R <sub>t(1-15)</sub> : 87
MR 0.6   MDER 0.54

## Optical

flood   beam angle 34°
PstLM $\leq 1.0$ <sup>1 2 3 4</sup>   SVM $\leq 0.4$ <sup>1 2 3 4</sup>

## Electrical

non DIM
PC2   220-240 V
system 11.6 W   fixture 8.7 W
fixture 93 lm/W <sup>5</sup>
36 Vf   250 mA

## Physical

trimless
diameter 63 mm   height 92 mm
0.35 kg

## Cutout

diameter 54 mm
min. ceiling thickness 9 mm   max. ceiling thickness 25 mm
recessed depth 110 mm

<sup>1</sup> oval lens BO 32 007-1965860 <sup>2</sup> soft lens BO 32 007-1965960  
<sup>3</sup> wallwasher lens BO 32 007-1965760  
<sup>4</sup> Value of containing product at full load (undimmed)  
<sup>5</sup> incl. consideration of optical losses & internal control unit losses

## Installation instructions



## Lighting calculator



# MOVE IN 32 flex round

trimless

063-8211514F 063-8811117 002-90742



Project / Type

Notes

Count / Date

## Maintenance Factors

Operating Time [h]	10 000	20 000	30 000	40 000	50 000
LLMF	0.964	0.923	0.884	0.847	0.811
LSF	1	1	1	1	1
MF	LMF × RSMF × LLMF × LSF		RSMF <sup>a</sup> Room Surface Maintenance Factor		
MF	Maintenance Factor		LLMF Lamp Lumens Maintenance Factor		
LMF <sup>a</sup>	Luminaire Maintenance Factor		LSF Lamp Survival Factor		

<sup>a</sup> According to "CIE 97, Maintenance of indoor electric lighting systems", 2005, ISBN 3-900-734-34-8. The values must be determined by the planner.

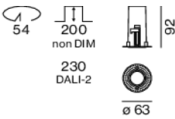
## Circuit Breaker Types

Automatic Circuit Breaker Type	Number of Fixtures
B10	57
B13	75
B16	92
B20	115
C10	57
C13	75
C16	92
C20	115

## Components

### MOUNTING HOUSING trimless

TYPE	COLOUR	Ø (MM)	ARTICLE NUMBER(S)
for installation in plasterboard ceilings	traffic white	63	063-8811117



### POWER SUPPLY

L-W-H (MM)	ARTICLE NUMBER(S)
65-39-20	002-90742



## Mounting accessories

### SPECIAL MOUNTING TOOL

TYPE	Ø (MM)	ARTICLE NUMBER(S)
for MOVE IN 32 round   SPIO 20	83	063-8911110



# MOVE IN 32 flex round

trimless

063-8211514F 063-881117 002-90742



Project / Type

Notes

Count / Date

## Optional electrical accessories

### DIN RAIL POWER SUPPLY

L-W-H (MM)	ARTICLE NUMBER(S)
72-90-63	005-6520210



### DIN RAIL LED DRIVER

L-W-H (MM)	ARTICLE NUMBER(S)
36-88-59	005-6121030



## Optical accessories

### HONEYCOMB LOUVER

TYPE	COLOUR	Ø (MM)	ARTICLE NUMBER(S)
for BO 32   JUST 32   MOVE IN 32   TARO 32   TILA 32	jet black	30	007-1965168



## Optical accessories

### OVAL LENS

TYPE	Ø (MM)	ARTICLE NUMBER(S)
for BO 32   MOVE IN 32	30	007-1965860



### SOFT LENS

TYPE	Ø (MM)	ARTICLE NUMBER(S)
for BO 32   MOVE IN 32	30	007-1965960



### WALLWASHER LENS

TYPE	Ø (MM)	ARTICLE NUMBER(S)
for BO 32   MOVE IN 32	30	007-1965760



# MOVE IN 32 flex round

trimless

063-8211514F 063-8811117 002-90742



Project / Type

Notes

Count / Date

## Colour rendering



## TM30 colour vector graphic



The black line represents the black body reference. The red line indicates the results of the test light source. The deviation from the test light source to the reference is shown and is marked by arrows. The shorter the arrows, the higher the color rendering.