

VITA indirect module

wall system


099-9911616 099-9326037A



Project / Type

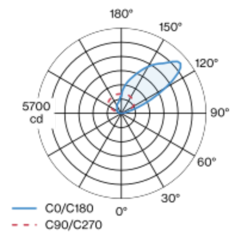
Notes

Count / Date

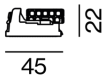


Luminaire housing made of extruded aluminium profile; angular design; no visible screws; for lighting systems; surface anodised aluminium; suitable for wall mounting; equipped with one light inset made of aluminium; surface white powder coated; indirect illumination characteristic; lighting module with specially computed, asymmetrical high gloss reflector, linear prismatic cover incl. foil; light colour 3000 K; binning initial MacAdam ≤ 3 SDCM; CRI ≥ 90 ; min. 80% of luminous flux after 50000 operating hours; energy efficient LEDs with high CRI; degree of protection IP20; PC1; 220-240 V; with 2 plug-in terminals for through wiring; incl. DALI-2 converter; light source replaceable by an authorized professional; control gear replaceable by an authorized professional;

Light distribution



Product drawing



General

Wall | Surface

anodised aluminium

white

IP20

7160 lm

LED

3000 K

CRI ≥ 90

L80 / 50000 h

initial MacAdam ≤ 3 SDCM

R_g: 99 | R_f: 91 | R_(f-15): 89

MR 0.61 | MDER 0.55

Optical

Linear Prismatic | asymmetric

PstLM ≤ 1.0 ¹ | SVM ≤ 0.4 ¹

Electrical

DALI-2 | 1 DALI Addr.

PC1 | 220-240 V

system 65 W

system 110 lm/W ²

Physical

length 1007 mm | width 75 mm | height 25 mm

1.83 kg

¹ Value of containing product at full load (undimmed)
² incl. consideration of optical losses, internal control unit losses & operating device efficiency

Installation instructions



VITA indirect module

wall system

099-9911616 099-9326037A



Project / Type

Notes

Count / Date

Maintenance Factors

Operating Time [h]	10 000	20 000	30 000	40 000	50 000
LLMF	0.97	0.94	0.91	0.87	0.84
LSF	1	1	1	1	1
MF	LMF × RSMF × LLMF × LSF		RSMF ^a Room Surface Maintenance Factor		
MF	Maintenance Factor		LLMF Lamp Lumens Maintenance Factor		
LMF ^a	Luminaire Maintenance Factor		LSF Lamp Survival Factor		

^a According to "CIE 97, Maintenance of indoor electric lighting systems", 2005, ISBN 3-900-734-34-8. The values must be determined by the planner.

Circuit Breaker Types

Automatic Circuit Breaker Type	Number of Fixtures
B10	12
B13	16
B16	20
B20	25
C10	20
C13	27
C16	34
C20	41

Components

VITA indirect light inset

COLOUR	L-W-H (MM)	ARTICLE NUMBER(S)
white	1006-45-22	099-9326037A



Mounting accessories

INDIRECT MODULE

TYPE	COLOUR	L-W-H (MM)	ARTICLE NUMBER(S)
	anodised aluminium	1007-75-25	099-9911616
	anodised aluminium	1207-75-25	099-9911716
custom cut on building site	anodised aluminium	3621-75-25	099-9911816
custom cut	anodised aluminium		E87210....6



DIRECT / INDIRECT MODULE

TYPE	COLOUR	L-W-H (MM)	ARTICLE NUMBER(S)
custom cut	anodised aluminium		E87220....6
	anodised aluminium	1007-130-25	099-9912616
	anodised aluminium	1207-130-25	099-9912716
custom cut on building site	anodised aluminium	3621-130-25	099-9912816



Mounting accessories

STANDARD RAIL

TYPE	COLOUR	L-W-H (MM)	ARTICLE NUMBER(S)
	anodised aluminium	1007-130-29	099-9951616
	anodised aluminium	1207-130-29	099-9951716
	anodised aluminium	3621-130-29	099-9951816
custom cut	anodised aluminium		E87280....6



MOUNTING CHANNEL

TYPE	COLOUR	L-W-H (MM)	ARTICLE NUMBER(S)
	anodised aluminium	1210-120-43	099-9921716
	anodised aluminium	3630-120-43	099-9921816
	anodised aluminium	1010-120-43	099-9921616
custom cut	anodised aluminium		E87240....6



[099-9911616 099-9326037A] The technical data represent rated values for an ambient temperature of 25°C. The data values for the luminous flux are initially subject to a tolerance of +/- 10%, those for the electrical connected load are initially subject to a tolerance of +/- 10%, and those for the colour temperature are initially subject to a tolerance of +/- 150 K. No liability is assumed for typographical or printing errors. The general terms and conditions of XAL GmbH apply.
© XAL GmbH · Auer-Welsbach-Gasse 36 · 8055 Graz · Austria · www.xal.com

17.06.2025

VITA indirect module

wall system

099-9911616 099-9326037A



Project / Type

Notes

Count / Date

Mounting accessories

END CAP

TYPE	COLOUR	L-W-H (MM)	ARTICLE NUMBER(S)
left for indirect module	anodised aluminium	75-25-3	099-9911016
right for indirect module	anodised aluminium	75-25-3	099-9911116
left for direct / indirect module	anodised aluminium	130-25-3	099-9912016
right for direct / indirect module	anodised aluminium	130-25-3	099-9912116
left for standard rail	anodised aluminium		099-9951016
right for standard rail	anodised aluminium		099-9951116



END CAPS

TYPE	COLOUR	L-W-H (MM)	ARTICLE NUMBER(S)
1 pair for mounting channel 50 mm	anodised aluminium	120-50-3	099-9931016
1 pair for mounting channel 55 mm	anodised aluminium	120-50-3	099-9932016
1 pair for mounting channel 75 mm	anodised aluminium	120-50-3	099-9933016



Mounting accessories

LINEAR CONNECTOR SET

TYPE	COLOUR	ARTICLE NUMBER(S)
for mounting channel	anodised aluminium	099-9941116
for direct / indirect module	anodised aluminium	099-9942116
for indirect module	anodised aluminium	099-9943116
for D/I module to I channel L	anodised aluminium	099-9944116
for D/I module to I channel R	anodised aluminium	099-9945116



Electrical accessories

THROUGH WIRE

TYPE	ARTICLE NUMBER(S)
4×1,5mm ² + 1×2,5mm ² 10 pieces	099-9940110



Electrical accessories

DALI MODULE

TYPE	L-W-H (MM)	ARTICLE NUMBER(S)
for control of 4 scenes / 2 groups	48-28-15	002-54026



VITA indirect module

wall system

099-9911616 099-9326037A



Project / Type

Notes

Count / Date

Electrical accessories

MASTER UNIT

TYPE	L-W-H (MM)	ARTICLE NUMBER(S)
single patient room	85-48-160	099-2291137
double patient room	85-48-160	099-2291237



INSTALLATION HOUSING

L-W-H (MM)	ARTICLE NUMBER(S)
71-75-135	099-2290000



SAFETY FRAME FOR MASTER UNIT

L-W-H (MM)	ARTICLE NUMBER(S)
108-15-182	099-2298007



Electrical accessories

DALI LIGHT SENSOR

TYPE	Ø (MM)	ARTICLE NUMBER(S)
recessed ceiling mounted	86	002-54051
surface mounted	86	002-54058
socket mounted	103	002-54053



Optical accessories

BLIND COVER

TYPE	COLOUR	L-W-H (MM)	ARTICLE NUMBER(S)
	anodised aluminium	1006-45-22	099-9913616
	anodised aluminium	1206-45-22	099-9913716
custom cut on building site	anodised aluminium	3620-45-22	099-9913816
custom cut	anodised aluminium		E87230...6



COVER SMALL

TYPE	COLOUR	L-W-H (MM)	ARTICLE NUMBER(S)
	anodised aluminium	1009-120-50	099-9931616
	anodised aluminium	1209-120-50	099-9931716
	anodised aluminium	3629-120-50	099-9931816
custom cut	anodised aluminium		E87250...6



COVER MEDIUM

TYPE	COLOUR	L-W-H (MM)	ARTICLE NUMBER(S)
	anodised aluminium	1009-120-55	099-9932616
	anodised aluminium	1209-120-55	099-9932716
	anodised aluminium	3629-120-55	099-9932816
custom cut	anodised aluminium		E87260...6



COVER BIG

TYPE	COLOUR	L-W-H (MM)	ARTICLE NUMBER(S)
	anodised aluminium	1009-120-75	099-9933616
	anodised aluminium	1209-120-75	099-9933716
	anodised aluminium	3629-120-75	099-9933816
custom cut	anodised aluminium		E87270...6



[099-9911616 099-9326037A] The technical data represent rated values for an ambient temperature of 25°C. The data values for the luminous flux are initially subject to a tolerance of +/- 10%, those for the electrical connected load are initially subject to a tolerance of +/- 10%, and those for the colour temperature are initially subject to a tolerance of +/- 150 K. No liability is assumed for typographical or printing errors. The general terms and conditions of XAL GmbH apply.
© XAL GmbH · Auer-Welsbach-Gasse 36 · 8055 Graz · Austria · www.xal.com

17.06.2025