

# VARO 80 S

track  
180-6423018M



Project / Type \_\_\_\_\_

Notes \_\_\_\_\_

Count / Date \_\_\_\_\_



Track light made of die-cast aluminium; surface black powder coated; 355° rotatable and 90° tiltable; integrated converter in the plastic adapter; passive cooling of the LEDs through improved heat sink geometry; with COB (Chip on Board) technology for maximum efficiency; no appearance of multiple shadows; light colour 3000 K; binning initial MacAdam  $\leq 2$  SDCM; CRI  $\geq 90$ ; min. 80% of luminous flux after 50000 operating hours; energy efficient LEDs with high CRI; including high quality aluminium reflector with spherical reflector; high gloss anodised; neutral colour reflection through absolute freedom from interference colour; for brilliant object staging; precise radiation characteristic with 27° beam; installed and exchanged without tools; optical attachments available as accessories; optical attachments can be combined; accessories are listed separately; degree of protection IP20; PC2; 220-240 V; incl. converter, non dimmable; adapter for toolless insertion or movement on a variety of 3-phase power tracks; light source replaceable by an authorized professional; control gear replaceable by an authorized professional;



## General

Ceiling | Track

tilt max 90°

rotation 355°

black | RAL 9005 <sup>1</sup>

IP20

3150 lm

## LED

3000 K

CRI  $\geq 90$

L80 / 50000 h

initial MacAdam  $\leq 2$  SDCM

R<sub>g</sub>: 98 | R<sub>f</sub>: 91 | R<sub>(f-15)</sub>: 93

MR 0.54 | MDER 0.49

## Optical

medium | beam angle 27°

PstLM  $\leq 1.0$  <sup>2</sup> | SVM  $\leq 0.4$  <sup>2</sup>

## Electrical

non DIM

PC2 | 220-240 V

system 25.3 W

system 125 lm/W <sup>3</sup>

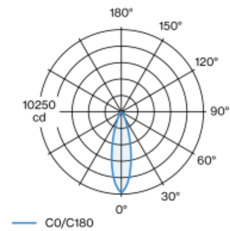
## Physical

diameter 87 mm | height 80 mm

0.5 kg

<sup>1</sup> RAL code <sup>2</sup> Value of containing product at full load (undimmed)  
<sup>3</sup> incl. consideration of optical losses, internal control unit losses & operating device efficiency

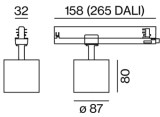
## Light distribution



medium 27°

h (m)	E0° (lx)	ø (m)
1	10100	0.49
2	2500	0.97
3	1100	1.46
4	600	1.95
5	400	2.43

## Product drawing



## Installation instructions



## Lighting calculator



# VARO 80 S

track  
180-6423018M



Project / Type

Notes

Count / Date

## Maintenance Factors

Operating Time [h]	10 000	20 000	30 000	40 000	50 000
LLMF	0.977	0.94	0.905	0.871	0.838
LSF	1	1	1	1	1
MF	LMF × RSMF × LLMF × LSF		RSMF <sup>a</sup>	Room Surface Maintenance Factor	
MF	Maintenance Factor		LLMF	Lamp Lumens Maintenance Factor	
LMF <sup>a</sup>	Luminaire Maintenance Factor		LSF	Lamp Survival Factor	

<sup>a</sup> According to "CIE 97, Maintenance of indoor electric lighting systems", 2005, ISBN 3-900-734-34-8. The values must be determined by the planner.

## Circuit Breaker Types

Automatic Circuit Breaker Type	Number of Fixtures
B16	27
C16	44

## Optical accessories

### HONEYCOMB LOUVER

Ø (MM)  
75

ARTICLE NUMBER(S)  
080-6401118



## Optical accessories

### LINEAR PRISMATIC LENS

Ø (MM)  
75

ARTICLE NUMBER(S)  
080-6402110P




## Optical accessories

### SNOOT short

Ø (MM)  
66

ARTICLE NUMBER(S)  
080-6403118



### SNOOT medium

Ø (MM)  
66

ARTICLE NUMBER(S)  
080-6403218



### SNOOT angle

Ø (MM)  
66

ARTICLE NUMBER(S)  
080-6403318

