

GIRA downlight

MOVE IT 10

030-6410537F



Project / Type

Notes

Count / Date



Linear light inset made of aluminium; surface traffic white powder coated; light inset 360° rotatable; light inset can be installed and moved without tools by means of clip mount; power supplied via MOVE IT system track profile; hot plug protection; fitted with single LED light points; passive cooling of the LEDs through improved heat sink geometry; light colour 3000 K; binning initial MacAdam ≤ 3 SDCM; CRI ≥ 90; min. 85% of luminous flux after 50000 operating hours; energy efficient LEDs with high CRI; good glare control through recessed light point level; precise radiation characteristic with 34° beam; degree of protection IP20; PC3; 48 V; DALI-2 control; flicker-free visual comfort through analogue current control (minimum value 1%); light source replaceable by an authorized professional;



General

Ceiling | Track

rotation 360°

traffic white | RAL 9016

IP20

1450 lm

optical inset 88 lm/W ¹

LED

3000 K

CRI ≥ 90

L85 / 50000 h

initial MacAdam ≤ 3 SDCM

R_g: 98 | R_f: 91 | R₍₁₋₁₅₎: 89

MR 0.6 | MDER 0.55

Optical

flood | beam angle 34°

P_{stLM} ≤ 1.0 ² | SVM ≤ 0.4 ²

Electrical

DALI-2 | 1 DALI Addr.

PC3 | 48 V

fixture 18.2 W

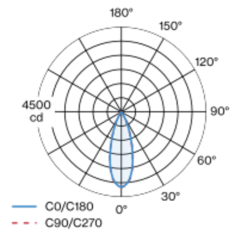
optical inset 16.4 W

Physical

length 217 mm | width 19 mm | height 19 mm

0.17 kg

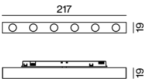
Light distribution



flood 34°

h (m)	E0° (lx)	ø (m)
1	3990	0.60
2	1000	1.20
3	440	1.81
4	250	2.41
5	160	3.01

Product drawing



¹ incl. consideration of optical losses

² Value of containing product at full load (undimmed)

Installation instructions



Lighting calculator



GIRA downlight

MOVE IT 10

030-6410537F



Project / Type

Notes

Count / Date

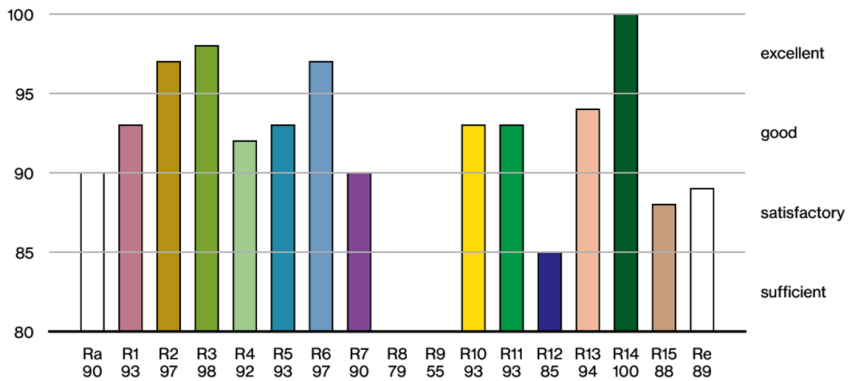
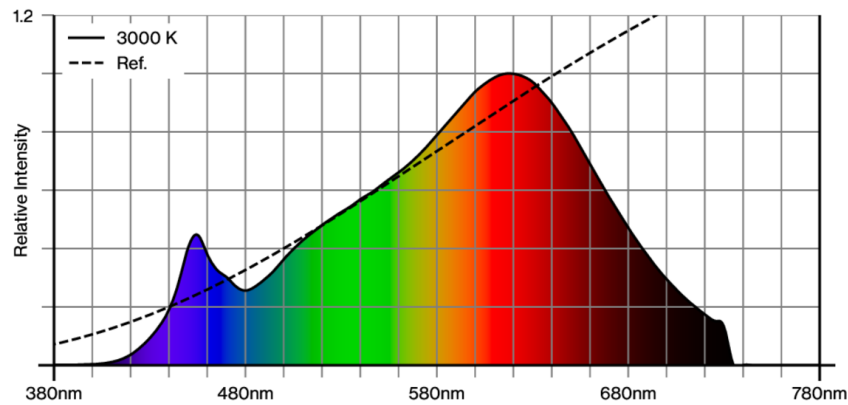
Maintenance Factors

Operating Time [h]	10 000	20 000	30 000	40 000	50 000
LLMF	0.98	0.95	0.92	0.89	0.86
LSF	1	1	1	1	1

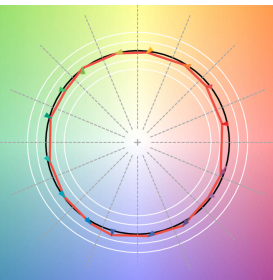
MF	LMF × RSMF × LLMF × LSF	RSMF ^a	Room Surface Maintenance Factor
MF	Maintenance Factor	LLMF	Lamp Lumens Maintenance Factor
LMF ^a	Luminaire Maintenance Factor	LSF	Lamp Survival Factor

^a According to "CIE 97, Maintenance of indoor electric lighting systems", 2005, ISBN 3-900-734-34-8. The values must be determined by the planner.

Colour rendering



TM30 colour vector graphic



The black line represents the black body reference. The red line indicates the results of the test light source. The deviation from the test light source to the reference is shown and is marked by arrows. The shorter the arrows, the higher the color rendering.

