

TILA 16 suspended

MOVE IT 10

030-6610537M



Project / Type

Notes

Count / Date



Decorative pendant light inset made of aluminium; surface traffic white powder coated; light inset can be installed and moved without tools by means of clip mount; power supplied via MOVE IT system track profile; hot plug protection; pendant fitting with 1500mm suspension, incl. feed (black), can be individually shortened; passive cooling of the LEDs through improved heat sink geometry; light colour 3000 K; binning initial MacAdam ≤ 3 SDCM; CRI ≥ 90 ; min. 85% of luminous flux after 50000 operating hours; energy efficient LEDs with high CRI; good glare control through recessed light point level; high quality reflector; precise radiation characteristic with 23° beam; no multiple shadows; degree of protection IP20; PC3; 48 V; DALI-2 control; flicker-free visual comfort through analogue current control (minimum value 1%); light source replaceable by an authorized professional;



General

Ceiling | Track Suspended

traffic white | RAL 9016

IP20

187 lm

optical inset 71 lm/W ¹

LED

3000 K

CRI ≥ 90

L85 / 50000 h

initial MacAdam ≤ 3 SDCM

R_g: 98 | R_f: 91 | R₁₋₁₅: 89

MR 0.6 | MDER 0.55

Optical

medium | beam angle 23°

PstLM ≤ 1.0 ² | SVM ≤ 0.4 ²

Electrical

DALI-2 | 1 DALI Addr.

PC3 | 48 V

fixture 3.3 W

optical inset 2.6 W

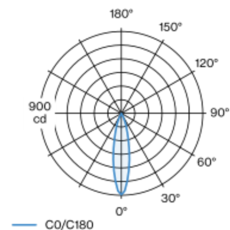
Physical

diameter 16 mm | height 600 mm

0.08 kg

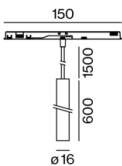
1500 mm

Light distribution



medium 23°		
h (m)	E0° (lx)	ø (m)
1	894	0.41
2	223	0.81
3	99	1.22
4	56	1.62
5	36	2.03

Product drawing



¹ incl. consideration of optical losses
² Value of containing product at full load (undimmed)

Installation instructions



Lighting calculator



TILA 16 suspended

MOVE IT 10
030-6610537M



Project / Type

Notes

Count / Date

Maintenance Factors

Operating Time [h]	10 000	20 000	30 000	40 000	50 000
LLMF	0.98	0.95	0.92	0.89	0.86
LSF	1	1	1	1	1

MF	LMF × RSMF × LLMF × LSF	RSMF ^a	Room Surface Maintenance Factor
MF	Maintenance Factor	LLMF	Lamp Lumens Maintenance Factor
LMF ^a	Luminaire Maintenance Factor	LSF	Lamp Survival Factor

^a According to "CIE 97, Maintenance of indoor electric lighting systems", 2005, ISBN 3-900-734-34-8. The values must be determined by the planner.

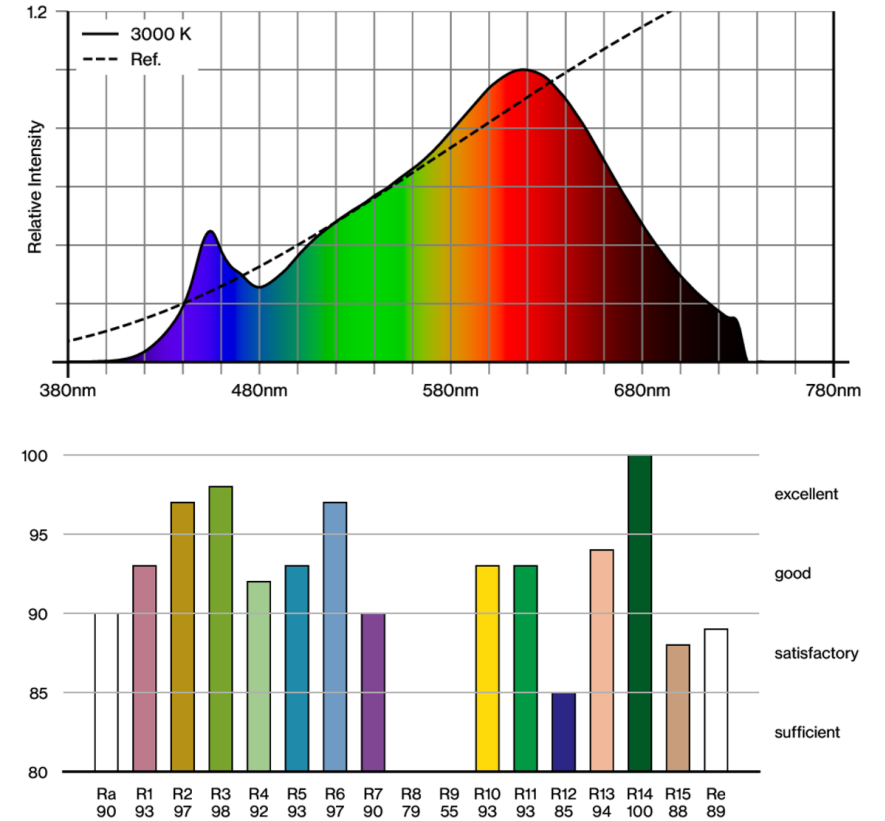
Mounting accessories

HOOK surface

COLOUR	Ø (MM)	ARTICLE NUMBER(S)
traffic white	16	030-1000017
jet black	16	030-1000018



Colour rendering



TILA 16 suspended

MOVE IT 10
030-6610537M

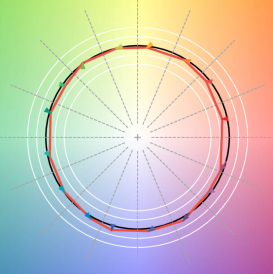


Project / Type

Notes

Count / Date

TM30 colour vector graphic



The black line represents the black body reference. The red line indicates the results of the test light source. The deviation from the test light source to the reference is shown and is marked by arrows. The shorter the arrows, the higher the color rendering.

