

TILA 22 suspended

MOVE IT 10
030-6630438M



Project / Type

Notes

Count / Date



Decorative pendant light inset made of aluminium; surface jet black powder coated; light inset can be installed and moved without tools by means of clip mount; power supplied via MOVE IT system track profile; hot plug protection; pendant fitting with 1500mm suspension, incl. feed (black), can be individually shortened; passive cooling of the LEDs through improved heat sink geometry; light colour 2700 K; binning initial MacAdam ≤ 3 SDCM; CRI ≥ 90 ; min. 80% of luminous flux after 50000 operating hours; energy efficient LEDs with high CRI; good glare control through recessed light point level; high quality reflector; precise radiation characteristic with 26° beam; no multiple shadows; optical attachment available as accessory; accessories are listed separately; degree of protection IP20; PC3; 48 V; DALI-2 control; flicker-free visual comfort through analogue current control (minimum value 1%); light source replaceable by an authorized professional;



General

Ceiling | Track Suspended

jet black | RAL 9005

IP20

321 lm

optical inset 63 lm/W ¹

LED

2700 K

CRI ≥ 90

L80 / 50000 h

initial MacAdam ≤ 3 SDCM

R_g: 99 | R_f: 91 | R_{h-15}: 89

MR 0.53 | MDER 0.48

Optical

medium | beam angle 26°

PstLM ≤ 1.0 ² | SVM ≤ 0.4 ²

Electrical

DALI-2 | 1 DALI Addr.

PC3 | 48 V

fixture 5.7 W

optical inset 5.1 W

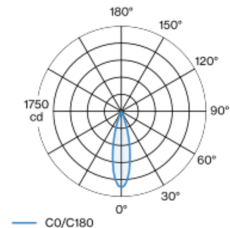
Physical

diameter 22 mm | height 100 mm

0.11 kg

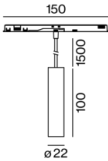
1500 mm

Light distribution



| medium 26° | | |
|------------|----------|-------|
| h (m) | E0° (lx) | ø (m) |
| 1 | 1560 | 0.46 |
| 2 | 390 | 0.92 |
| 3 | 170 | 1.37 |
| 4 | 100 | 1.83 |
| 5 | 60 | 2.29 |

Product drawing



¹ incl. consideration of optical losses
² Value of containing product at full load (undimmed)

Lighting calculator



TILA 22 suspended

MOVE IT 10
030-6630438M



Project / Type

Notes

Count / Date

Mounting accessories

HOOK surface

| COLOUR | Ø (MM) | ARTICLE NUMBER(S) |
|---------------|--------|-------------------|
| traffic white | 16 | 030-1000017 |
| jet black | 16 | 030-1000018 |



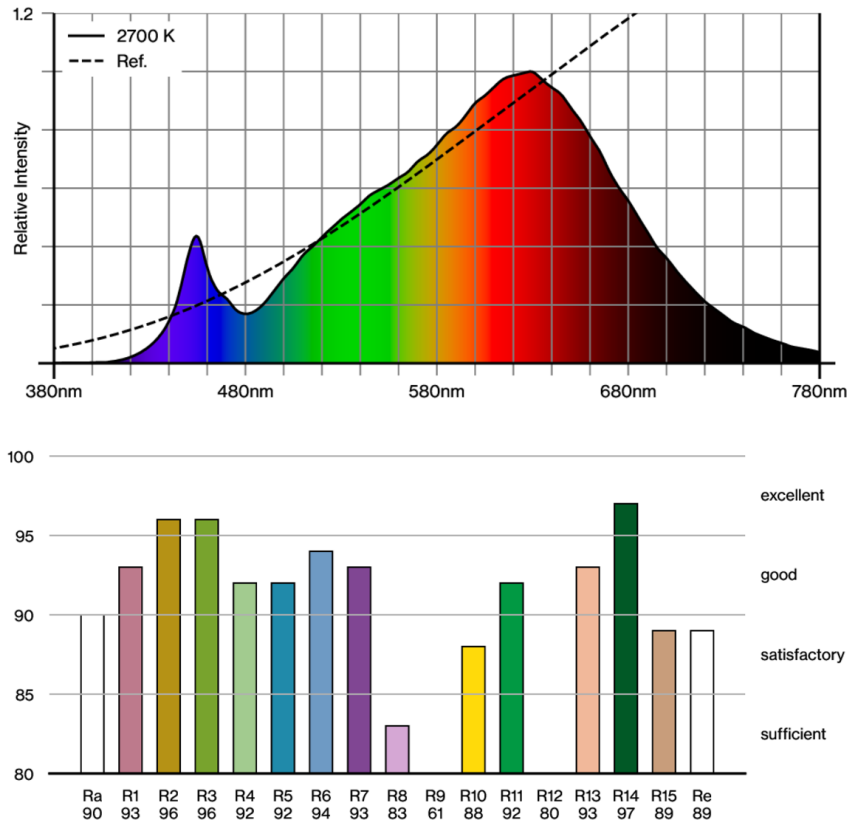
Optical accessories

HONEYCOMB LOUVER

| COLOUR | Ø (MM) | ARTICLE NUMBER(S) |
|-----------|--------|-------------------|
| jet black | 20 | 007-1965118 |



Colour rendering



TILA 22 suspended

MOVE IT 10
030-6630438M

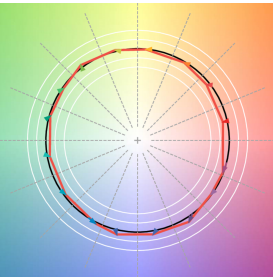


Project / Type

Notes

Count / Date

TM30 colour vector graphic



The black line represents the black body reference. The red line indicates the results of the test light source. The deviation from the test light source to the reference is shown and is marked by arrows. The shorter the arrows, the higher the color rendering.

