

# TILA 22 suspended

MOVE IT 10


030-6640434F



Project / Type

Notes

Count / Date



General

Ceiling , Track Suspended

chrome

IP20

347 lm

optical inset 68 lm/W<sup>1</sup>

LED

2700 K

CRI ≥ 90

L80 / 50000 h

initial MacAdam ≤ 3 SDCM

R<sub>g</sub>: 99 , R<sub>f</sub>: 91 , R<sub>f(1-15)</sub>: 89

MR 0.53

MDER 0.48

Optical

flood

beam angle 43°

PstLM ≤ 1.0 <sup>2</sup>

SVM ≤ 0.4 <sup>2</sup>

Electrical

DALI-2

48 V

fixture 5.7 W

optical inset 5.1 W

PC3

1 DALI Addr.

Physical

diameter 22 mm

height 300 mm

0.28 kg

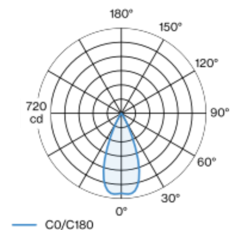
1500 mm

<sup>1</sup> incl. consideration of optical losses

<sup>2</sup> Value of containing product at full load (undimmed)

Decorative pendant light inset made of aluminium; surface polished chrome; light inset can be installed and moved without tools by means of clip mount; power supplied via MOVE IT system track profile; hot plug protection; pendant fitting with 1500mm suspension, incl. feed (black), can be individually shortened; passive cooling of the LEDs through improved heat sink geometry; light colour 2700 K; binning initial MacAdam ≤ 3 SDCM; CRI ≥ 90; min. 80% of luminous flux after 50000 operating hours; energy efficient LEDs with high CRI; good glare control through recessed light point level; high quality reflector; precise radiation characteristic with 43° beam; no multiple shadows; optical attachment available as accessory; accessories are listed separately; degree of protection IP20; PC3; 48 V; DALI-2 control; flicker-free visual comfort through analogue current control (minimum value 1%); light source replaceable by an authorized professional;

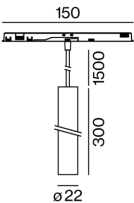
Light distribution



flood 43°

h (m)	E0° (lx)	ø (m)
1	674	0.80
2	169	1.59
3	75	2.39
4	42	3.19
5	27	3.98

Product drawing



Lighting calculator

